



air-Q^{sp}

Single use SELF-PRESSURISING

Masked Laryngeal Airways

Advanced innovation
in Supraglottic Airways

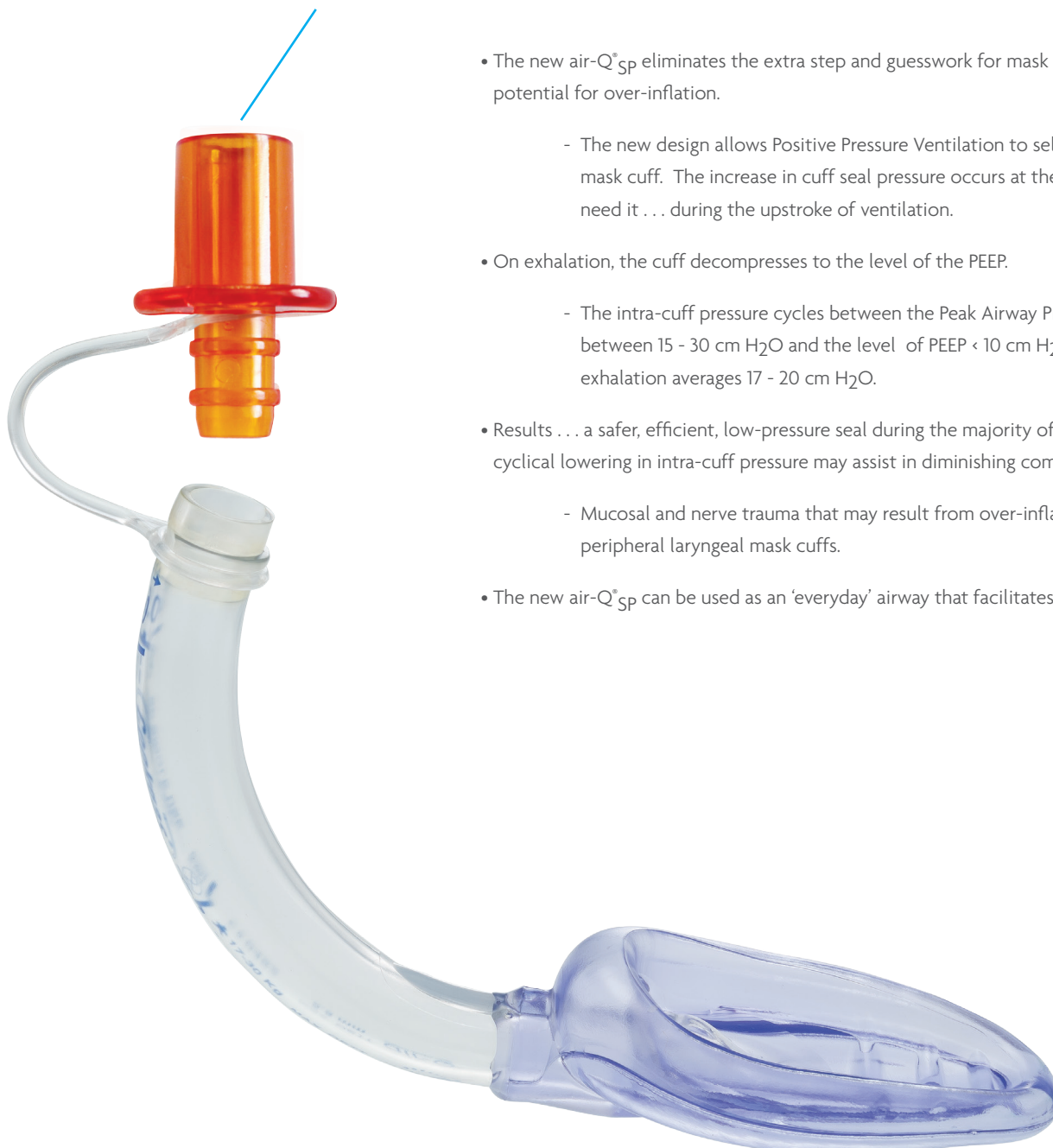


- Significant reduction in post-operative sore throats¹
- Eliminates mask cuff over-inflation
- A safer, efficient, low pressure seal during the majority of a case
- Removable colour-coded connector facilitates intubation of upto an 8.5 ETT

The 'everyday' airway designed to
facilitate intubation

Experience the superior design with the new, SELF-PRESSURISING Masked Laryngeal Airway

Removable, colour-coded
tethered connector to access
upto an 8.5 ETT




- The new air-Q^{sp} eliminates the extra step and guesswork for mask cuff inflation and the potential for over-inflation.
 - The new design allows Positive Pressure Ventilation to self-pressurise the mask cuff. The increase in cuff seal pressure occurs at the exact time you need it . . . during the upstroke of ventilation.
- On exhalation, the cuff decompresses to the level of the PEEP.
 - The intra-cuff pressure cycles between the Peak Airway Pressure usually between 15 - 30 cm H₂O and the level of PEEP < 10 cm H₂O. Seal pressure on exhalation averages 17 - 20 cm H₂O.
- Results . . . a safer, efficient, low-pressure seal during the majority of the case. The cyclical lowering in intra-cuff pressure may assist in diminishing complications such as:
 - Mucosal and nerve trauma that may result from over-inflating traditional peripheral laryngeal mask cuffs.
- The new air-Q^{sp} can be used as an 'everyday' airway that facilitates intubation.

Single use SELF-PRESSURISING Masked Laryngeal Airways








SEVEN sizes available



With the new patented single-use, SELF-PRESSURISING  there is no need to inflate the mask . . . it self-pressurises to the proper inflation pressure automatically.

With the new single-use SELF-PRESSURISING  there is no need to inflate the mask . . .
it self-pressurises to the proper inflation pressure automatically during Positive Pressure Ventilation.

air-Q® sp Masked Laryngeal Airways - SINGLE USE

Size	Product code	Units/box	Recommended patient weight	Maximum ETT	Connector colour	NHSC code
0.5	10-4005	10	<4 Kg	4.0		FDD2821
1	10-4010	10	4-7 Kg	4.5		FDD2822
1.5	10-4015	10	7-17 Kg	5.0		FDD2823
2	10-4020	10	17-30 Kg	5.5		FDD2824
2.5	10-4025	10	30-50 Kg	6.5		FDD2825
3.5	10-4035	10	50-70 Kg	7.5		FDD2826
4.5	10-4045	10	70-100 Kg	8.5		FDD2827

air-Q® sp Removal Stylets - SINGLE USE

Size	Product code	Units/box	Recommended for air-Q® sp size	NHSC code
00	10-1006	10	0.5, 1 & 1.5	FDD2828
0	10-1005	10	2 & 2.5	FDD2829
1	10-1004	10	3.5 & 4.5	FDD2830

References :

1. Jagannathan N et al. Prospective evaluation of the self-pressurized Air-Q intubating laryngeal airway in children. *Pediatric Anaesthesia* 2011 Jun;21(6):673-80
2. Galgon et al. The Air-Q® Self-Pressurizing Intubating Laryngeal Airway: A Report of the First 100 Uses in Adult Patients. *American Society of Anaesthesiology Abstract* 2012
3. Jagannathan et al. A randomised comparison of the self-pressurised air-Q™ intubating laryngeal airway with the LMA Unique™ in children. *Anaesthesia* 2012 Sep;67(9):973-9
4. Segal et al. Impairment of Carotid Artery Blood Flow by Supraglottic Airway Use in a Swine Model of Cardiac Arrest. *Resuscitation Science Symposium Abstracts* 2012