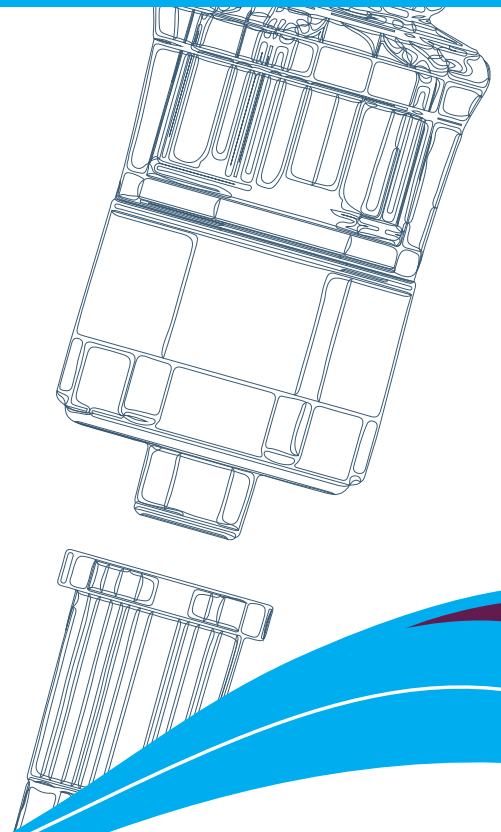




# NEEDLE-FREE VALVES



# Meeting the latest international IV recommendations

- Transparent, needless connector that is opaque, for enhanced visualisation during flushing so that all blood and infusates are cleared
- Fully transparent and clear housing with an integrated, flat silicone seal and split septum
- Internal smooth pathway, providing a microbial barrier
- Multiple access – 600 over 7 days
- Suitable for pressure infusers
- Compatible with TPN, lipids, blood and oncology
- Compatible with all emergency glass syringes and excellent connectivity with luer slip and luer lock syringes
- Comforms to ISO 80369-7

## Expert Opinion

“...Observe if the internal mechanisms are simple or complex...”

Jarvis, 2013, [infectioncontrolday.com](https://www.infectioncontrolday.com)  
<https://www.infectioncontrolday.com/hiv aids/hiv-cure-research-team-refutes-major-recent-re-sults-how-identify-hiv-persistence>

“...Taking these features into consideration, a recent survey of expert clinicians found that a smooth external surface, no gap around septum seal and clear housing were among the most important features of needless connectors...”

Jarvis, 2013, [infectioncontrolday.com](https://www.infectioncontrolday.com)  
<https://www.infectioncontrolday.com/hiv aids/hiv-cure-research-team-refutes-major-recent-re-sults-how-identify-hiv-persistence>

“When needless system are used, a split septum valve may be preferred over some mechanical valves due to increased risk of infection with mechanical valves.”

CDC Recommendations (Guidelines for the Prevention of Intravascular Catheter-Related Infections (2011)  
<https://www.cdc.gov/infectioncontrol/guidelines/bsi/background/prevention-strategies.html>




















“The ability to visualise the internal surfaces of the needless connector helps the clinician determine if flushing of the needless connector is complete. A transparent needless connector is preferable to one that is opaque.”





Jarvis, 2010

“Straight fluid pathways have been shown to reduce catheter occlusions and CR-BSI in the clinical setting.”


Seminars in Oncology Nursing; Denise Macklin, BSN, RNC  
<https://www.sciencedirect.com/science/article/pii/S0749208110000082>

“...opaque or coloured external housing makes it hard to see any residual blood or particulate matter... clear external housing makes such visualisation possible.”








Product Code and Description	Product Image	Units per box	NHS Supply Chain Code	Priming Volume ( mL )	Length ( cm )	Flow Rate ( mL / min )
<b>Single Lumen Needle-Free Valves</b>						
<b>A1010</b> FlowArt® Needle-Free Valve		250	FSB1343	0.08	2.4	312
<b>A1010-PH</b> FlowArt® Needle-Free Valve Photoprotective		250	FSB1374	0.08	2.4	312
<b>AU1010</b> FlowArt® Single Lumen Needle-Free Valve		100	FSB1346	0.15	10	167
<b>AUL1010L11</b> FlowArt® Single Lumen Needle-Free Valve		100	FSB1834	0.28	11	140
<b>AUL1010L15</b> FlowArt® Single Lumen Needle-Free Valve		100	FSB1835	0.33	15	108
<b>AUU1010L40</b> FlowArt® Single Lumen Needle-Free Valve		100	-	0.47	40	63
<b>AUL1010L10CV</b> FlowArt® Single Lumen Needle-Free Valve with BCV		100	FSB2152	0.47	10	118
<b>ATUWB3010</b> FlowArt® Needle-Free Valve with 3-Way Connector, 3 mm ID tubing		100	FSB2152	1.16	16.5	274
<b>Double Lumen Needle-Free Valves</b>						
<b>A2010</b> FlowArt® Double Lumen Needle-Free Valve		100	FSB1344	0.35	10	143
<b>A2010-PH</b> FlowArt® Double Lumen Needle-Free Valve, Photoprotective		100	-	0.35	10	143
<b>A2010YL11</b> FlowArt® Double Lumen Needle-Free Valve		100	FSB1831	0.39	11	100
<b>A2010YL15</b> FlowArt® Double Lumen Needle-Free Valve		100	FSB1832	0.40	15	81
<b>A2010YL18</b> FlowArt® Double Lumen Needle-Free Valve		100	FSB1893	0.46	18	77
<b>A2010YL23</b> FlowArt® Double Lumen Needle-Free Valve		100	FSB1833	0.49	23	72
<b>A2010CV</b> FlowArt® Double Lumen Needle-Free Valve with BCV		100	FSB1347	0.48	11	118
<b>AWB2010YL18</b> FlowArt® Double Lumen Needle Free Valve, Rotating, 3 mm ID tubing		50	-	1.21	18	263
<b>AWB2010CVYL18</b> FlowArt® Double Lumen Needle Free Valve with BCV, 3 mm ID tubing		50	FSB2145	2.05	18	204
<b>WB2010CVYL18</b> FlowArt® FlowArt Double Lumen with BCV, 3 mm ID tubing		50	-	1.91	18	224
<b>Triple Lumen Needle-Free Valves</b>						
<b>A3010</b> FlowArt® Triple Lumen Needle-Free Valve		100	FSB1345	0.42	10	145
<b>A3010-PH</b> FlowArt® Triple Lumen Needle-Free Valve, Photoprotective		100	-	0.42	10	145

Product Code and Description	Product Image	Units per box	NHS Supply Chain Code	Priming Volume ( mL )	Length ( cm )	Flow Rate ( mL / min )
<b>A3010YL11</b> FlowArt® Triple Lumen Needle-Free Valve		100	FSB1836	0.52	11	96
<b>A3010YL15</b> FlowArt® Triple Lumen Needle-Free Valve		100	FSB1837	0.57	15	97
<b>A3010YL21</b> FlowArt® Triple Lumen Needle-Free Valve		100	FSB1838	0.62	21	81
<b>A3010CV</b> FlowArt® Triple Lumen Needle-Free Valve with BCV		100	FSB1348	0.64	11	122

### Quadruple Lumen Needle-Free Valves









<b>A4010</b> FlowArt® Quadruple Lumen Needle-Free Valve		100	-	0.72	14	74
------------------------------------------------------------	-----------------------------------------------------------------------------------	-----	---	------	----	----

### Intravenous Filters

<b>F6002</b> Flowart® 0.2 µm I.V. Filter		50	FTC634	2.12	13	32
<b>AF6002</b> Flowart® Needle-Free Valve with 0.2 µm I.V. Filter		50	FSB2134	1.50	13	20
<b>AF6012</b> Flowart® Needle-Free Valve with 1.2 µm I.V. Filter		50	FSB2135	1.50	13	90
<b>AF6002ET</b> Flowart® 0.2 µm Neonatal Positive I.V. Filter		100	FTC635	0.51	12	8 (Filter Lumen) 110 (Valve Lumen)
<b>F6002B</b> Flowart® 0.2 µm Neonatal I.V. Filter		100	FTC636	0.45	11	9
<b>AF6002B</b> Flowart® Needle-Free Valve with 0.2 µm Neonatal I.V. Filter		100	FSB2136	0.51	12	6 (Filter Lumen) 110 (Valve Lumen)
<b>AF6012B</b> Flowart® Needle-Free Valve with 1.2 µm Neonatal I.V. Filter		100	FSB2137	0.50	12	35 (Filter Lumen) 110 (Valve Lumen)

Specific filter designs with/without needle-free access and photoprotective codes are available upon request

### Bag and Vial Adapters

<b>AS5010</b> FlowArt® Needle-Free Valve for Bag Access		100	FSB2149	0.59	9	315
<b>AS5011</b> FlowArt® Needle Free Valve for Bag Access with BCV		100	FSB2138	0.26	11	103
<b>ASV5010</b> FlowArt® Needle-Free Valve for Bag Access, Vented		100	FSB2142	0.55	7.5	181
<b>S5012</b> FlowArt® Transfer Spike		100	FTC637	0.10	8	212
<b>ASM5010</b> FlowArt® Needle-Free Valve with MiniSpike		100	FSB2143	0.162	39	111
<b>AV4020</b> FlowArt® Needle-Free Valve for Vial Access, 20mm		100	FSB2139	0.07	5.5	132
<b>AV4013</b> FlowArt® Needle-Free Valve for Vial Access, 13mm		100	FSB2140	0.08	2.9	150
<b>ASVY50CV</b> FlowArt® Fluid Transfer Set with BCV		50	FSB2141	2.47	2.7	214

Note: Photoprotective (PH) versions of all codes are available.

#### QUALITY

All products are designed and manufactured to meet the requirements of relevant International Standards.



ISO: 13485 2016 • ISO: 14971 2012 • ISO: 80369 2017  
 ISO: 11135 2014 • ISO: 11607-1 2014 • ISO: 11607-2 2014  
 ISO: 10993-1 2009 • ISO: 15223-1 2016