
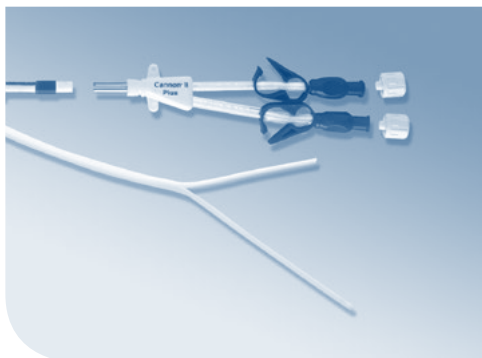




## ARROW DIALYSIS ACCESS & LARGE BORE CATHETERS

Clinician-inspired innovation



## TELEFLEX – DIALYSIS ACCESS THE ARROW WAY A CLINICIAN-INSPIRED INNOVATION

Trusted brands make Teleflex a reliable and strong partner. Built on a solid tradition of innovation, Teleflex is a global leader in superior medical supplies designed to help providers minimise risk and maximise outcomes for their patients. Our understanding of the importance to our customers of a full range of devices has led to the development of a unique line of products, all of which complement one another.

ARROW's innovative dialysis access products are inspired by clinicians, based on the results they need to achieve – whether that's precise tip placement or fast removal of thrombus. Therefore, we design every catheter to be as easy to use as it is effective, and precisely manufacture each one with uncompromising quality. As a result, clinicians trust ARROW's technology to enable safer procedures and deliver effective patient outcomes.

### TELEFLEX – HIGH QUALITY MEDICAL SUPPLIES FROM A SINGLE SOURCE

## KITS CONFIGURED TO MEET YOUR PROCEDURAL NEEDS THEY SAVE TIME, INCREASE EFFICIENCY AND REDUCE WASTE

We will assemble your set on demand, precisely the way you want it. Customised through and through. For optimum patient care.

Our European ARROW Select Kits (EASK) are the perfect way to ensure compliance combined with safety, easy handling and cost-effectiveness. EASK simplifies purchasing and reduces storage space requirements for a certain procedure to a single SKU. In addition, there is no more need to stock extra components often not included in a standard kit.

### EASK EUROPEAN ARROW SELECT KITS

- economical & ecological – save time and costs, avoid waste
- geared to your internal operational structures and preferences
- safety components included (Sharps Away II & Safety scalpel)


### A PROGRAMME ESPECIALLY DESIGNED TO MEET YOUR NEEDS

Teleflex has formed a multifunctional team of EASK specialists, who focus on processing and expediting your EASK orders. If you wish, our EASK team can also provide a no-obligation analysis to identify the best configuration of products for your customised set. Because we want to fully satisfy your particular requirements.


#### Safety components include:



*Sharps Away II  
locking disposal cup*



*Safety scalpel*



**CHRONIC DIALYSIS ..... 4**

Designed to answer clinicians' demands for fast, accurate placement and high flow.

Retrograde tunneled haemodialysis catheters:

ARROW Cannon® II Plus (V-Tip Design) ..... 4

ARROW Nextstep Retrograde ..... 6

Antegrade tunneled haemodialysis catheters:

ARROW Edge® (V-Tip Design) ..... 10

ARROW Nextstep Antegrade ..... 12

**ACUTE DIALYSIS & LARGE BORE CATHETERS ..... 16**

Large-bore catheters for acute dialysis and haemofiltration with ARROWg<sup>ard</sup>® antimicrobial technology.

**DIALYSIS CLOT MANAGEMENT ..... 20**

Innovative technology enables safe, simple removal of thrombi, emboli and blockages.

# ARROW CANNON® II PLUS

RETROGRADE-TUNNELED, TIP-FIRST CHRONIC HAEMODIALYSIS CATHETER

## PLACEMENT DRIVES PERFORMANCE

Retrograde tunneling improves your ability to ideally position the tip, cuff and hub, and offer best possible performance and patient outcome.

## START AT THE HEART™ FOR OPTIMAL PLACEMENT

- facilitates fast, precise tip placement within the right atrium
- helps create a smooth, contoured tunnel tract that:
  - minimises catheter kinking
  - inhibits catheter migration
  - minimises retrograde bleeding
- exit demarcation permits reproducible cuff positioning and exit site location



Now available with the ARROW SmartSeal haemostatic peelable dialysis sheath.



**REPLACEABLE HUB CONNECTION**  
enables easy extension line replacement without removing indwelling catheter

**CRESCENT SHAPED ARTERIAL TIP**

**ALCOHOL-COMPATIBLE CONSTRUCTION**  
compatible with a broad spectrum of antiseptic agents, including alcohol and iodine<sup>1</sup>

**V-TIP DESIGN AND CATHETER TIP ORIENTATION**  
minimises risk of recirculation when placed in the right atrium

### ARROW CANNON II PLUS HAEMODIALYSIS CATHETERISATION SET WITH SMARTSEAL

	REF.	Ø	LENGTH	MATERIAL	INSERTION LENGTH TIP TO CUFF	QTY
Kit contents listed on front of flap.  Now available with the Arrow SmartSeal haemostatic peelable dialysis sheath.	CS-15242-VSP	15 Fr.	9.5" (24 cm)	PUR	19 cm	1/case
	CS-15282-VSP	15 Fr.	11" (28 cm)	PUR	23 cm	1/case
	CS-15322-VSP	15 Fr.	12.5" (32 cm)	PUR	27 cm	1/case
	CS-15362-VSP	15 Fr.	14" (36 cm)	PUR	31 cm	1/case
	CS-15552-VSP*	15 Fr.	22" (55 cm)	PUR	50 cm	1/case

### ARROW CANNON II PLUS HUB CONNECTION ASSEMBLY REPLACEMENT SETS \*

	REF.	DESCRIPTION	INSERTION LENGTH TIP TO CUFF	QTY
Each replacement set contains: 1 connector assembly 1 compression adapter 1 compression sleeve 1 catheter clamp 2 Luer-lock caps 1 spare compression sleeve	CAR-02400	15 Fr. x 9.5" (24 cm) hub connection assembly replacement set	19 cm	1/case
	CAR-02800	15 Fr. x 11" (28 cm) hub connection assembly replacement set	23 cm	1/case
	CAR-03200	15 Fr. x 12.5" (32 cm) hub connection assembly replacement set	27 cm	1/case
	CAR-03600	15 Fr. x 14" (36 cm) hub connection assembly replacement set	31 cm	1/case
	CAR-05500	15 Fr. x 22" (55 cm) hub connection assembly replacement set	50 cm	1/case

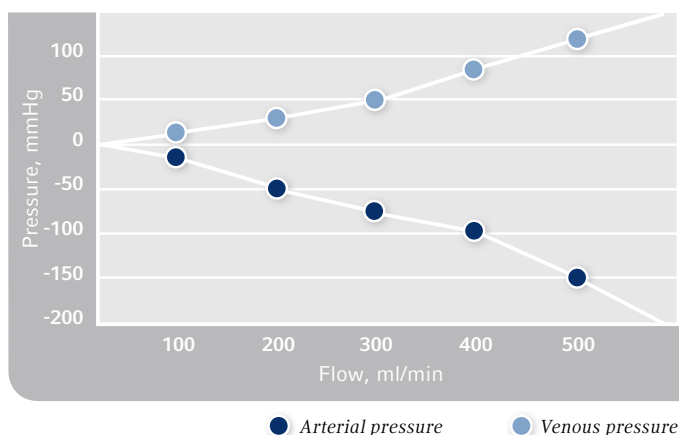
\* Contains .038" x 120 cm wire guide.

\* Note: When ordering, please be aware that the length of the CAR set, listed in the product description, corresponds to the product number in the first column (due to priming volume).



### OPTIMAL FLOW, CLEARANCES AND PATENCY = OPTIMAL DIALYSIS OUTCOMES

ARROW Cannon II Plus Pressure vs. Flow Rate<sup>2</sup>



### CANNON II PLUS HAEMODIALYSIS CATHETERISATION SET WITH SMARTSEAL

This set includes:

- 1 catheter: 15 Fr.
- 1 ARROW SmartSeal haemostatic peelable dialysis sheath: 16 Fr.
- 1 spring-wire guide: .038" (.97 mm) x 39½" (100 cm) straight stiff tip on one end—"J" tip on other with ARROW Advancer™
- 1 introducer needle: 18 Ga. x 2½" (6.35 cm)
- 1 pre-loaded tunneler (metal) with threaded compression cap and compression sleeve
- 1 hub connection assembly
- 2 Luer-lock caps
- 1 tunnel dilator
- 1 dressing: Tegaderm® 10 cm x 12 cm
- 1 tissue dilator: 12 Fr.
- 1 tissue dilator: 14 Fr.
- 1 SharpsAway™ II locking disposal cup
- 1 safety scalpel: #11
- 1 irrigation tube with clamp
- 1 catheter clamp

When ordering, please also ask for our free ARROW Cannon II Plus Insertion Poster.

# ARROW NEXTSTEP RETROGRADE

RETROGRADE-TUNNELED, STEP-TIP HAEMODIALYSIS CATHETER  
STEP-TIP EASE MEETS SPLIT-TIP FLOW

## THE ARROW NEXTSTEP® RETROGRADE IS THE FIRST OF ITS KIND, A CHRONIC HAEMODIALYSIS CATHETER DESIGNED TO COMBINE:

- a step-tip catheter's ease of insertion
- a split-tip catheter's sustained high flow

### EASE OF INSERTION

The ARROW NextStep Retrograde unique tip is designed for:

- smooth transition through a sheath and over-the-wire insertion
- the benefits of retrograde tunneling

### DESIGNED FOR SUSTAINED HIGH FLOW AND MINIMAL RECIRCULATION

To reduce recirculation and deliver high flow, the ARROW NextStep Retrograde tip has two unique, complementary features:


- the ports are reversed to take better advantage of blood flow dynamics
  - the venous port releases blood in the SVC
  - the arterial port draws blood from the right atrium
  - side holes on the tip are designed to pull blood from all sides
- the ports are significantly separated to both enhance flow and minimise recirculation

Retrograde tunneling improves your ability to ideally position the catheter tip, cuff and hub. The ARROW NextStep Retrograde unique design is engineered to take advantage of retrograde tunneling, and to help you achieve the outcomes you want for your patients.

In particular, retrograde insertion:

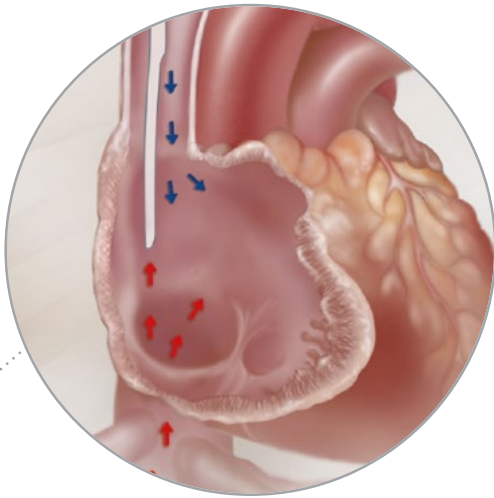
- facilitates fast, precise tip placement within the right atrium
- helps create a smooth, contoured tunnel tract that:
  - minimises catheter kinking
  - inhibits catheter migration
  - minimises retrograde bleeding
- permits reproducible cuff positioning and exit site location
- eases hub replacement

**ARTERIAL PORT**  
*designed to optimise flow by residing in the right atrium; side holes engineered to pull blood from all sides*



**EASY TO INSERT**  
*designed for smooth transition through sheath and over-the-wire insertion*

**VENOUS PORT**  
*significant separation from arterial port enhances flow and minimises recirculation*



**REVERSED PORTS**

to help deliver sustained high flow, the ARROW NextStep Retrograde ports are reversed: the venous port resides in the SVC, the arterial port in the right atrium



**REPLACEABLE HUB CONNECTION**

enables easy replacement without removing indwelling catheter



**ALCOHOL-COMPATIBLE CONSTRUCTION**

for use with a broad spectrum of agents, including Chloraprep® and iodine<sup>3</sup>



**FEATURED KIT COMPONENTS**

ARROW SmartSeal® haemostatic peelable dialysis sheath

- designed to minimise risk of air embolism and clinicians' exposure to bloodborne pathogens when compared to a sheath that does not have a valve.



**THIS NEXTSTEP RETROGRADE SET INCLUDES:**

- 1 catheter: 15Fr.
- 1 ARROW SmartSeal® haemostatic peelable dialysis sheath: 16Fr.
- 1 spring-wire guide: .038" (.97 mm) x 39½" (100 cm) straight stiff tip on one end – "J" tip on other with ARROW Advancer™
- 1 introducer needle: 18 Ga. x 2½" (6.35 cm)
- 1 pre-loaded tunneler (metal) with threaded compression cap and compression sleeve
- 1 hub connection assembly
- 2 Luer-lock caps
- 1 tunnel dilator
- 1 dressing: Tegaderm® 10 cm x 12 cm
- 1 tissue dilator: 12Fr.
- 1 tissue dilator: 14Fr.
- 1 SharpsAway II™ locking disposal cup
- 1 safety scalpel: #11
- 1 irrigation tube with clamp
- 1 catheter clamp
- 1 patient ID card

To learn more about retrograde insertion talk to your sales representative or visit [Arrowintl.com/NextStep](http://Arrowintl.com/NextStep).



**ARROW NEXTSTEP RETROGRADE CHRONIC HAEMODIALYSIS CATHETER SETS**



REF.	DESCRIPTION	TIP-TO-CUFF INSERTION LENGTH (CM)
CS-15192-X	Arrow 15 Fr. x 7.5" (19cm) radiopaque polyurethane catheter	19
CS-15232-X	Arrow 15 Fr. x 9" (23 cm) radiopaque polyurethane catheter	23
CS-15272-X	Arrow 15 Fr. x 10.5" (27 cm) radiopaque polyurethane catheter	27
CS-15312-X	Arrow 15 Fr. x 12" (31 cm) radiopaque polyurethane catheter	31

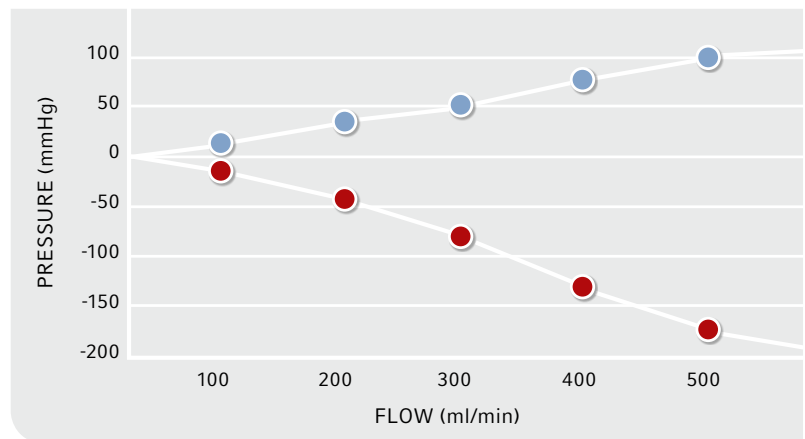
**ARROW NEXTSTEP RETROGRADE CHRONIC HAEMODIALYSIS CATHETER-REPLACEMENT HUBS**



REF.	DESCRIPTION	TIP-TO-CUFF INSERTION LENGTH (CM)
NRH-15192	NextStep replacement hub for part# CS-15192-X (catheter)	19
NRH-15232	NextStep replacement hub for part# CS-15232-X (catheter)	23
NRH-15272	NextStep replacement hub for part# CS-15272-X (catheter)	27
NRH-15312	NextStep replacement hub for part# CS-15312-X (catheter)	31

Does not contain natural rubber latex.

**ENGINEERED FOR HIGH FLOW**

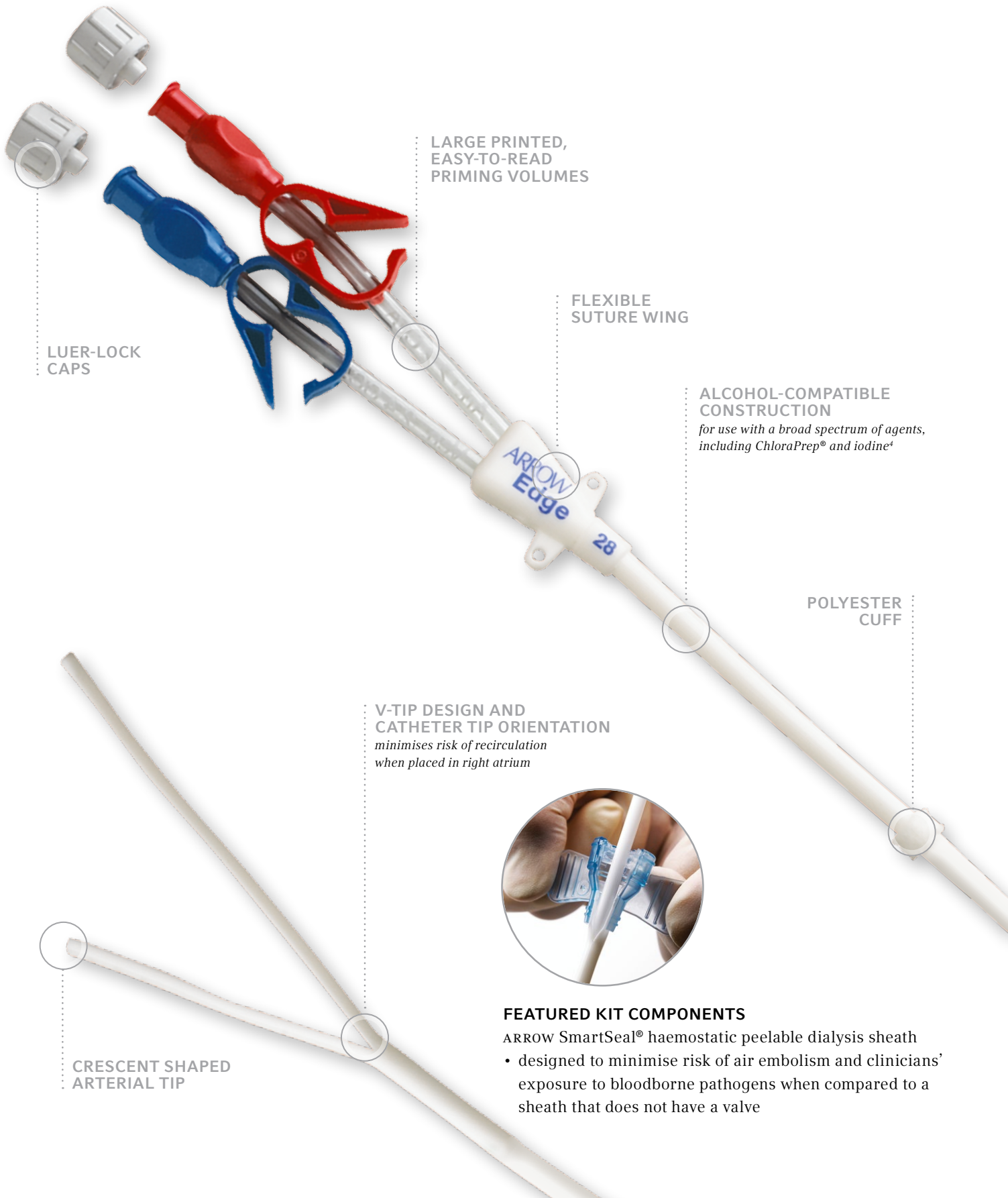


● Arterial Pressure      ● Venous Pressure

Caution: U.S. Federal law restricts this device to sale by or on the order of a physician.

# ARROW EDGE®

ANTEGRADE-TUNNELED, SPLIT-TIP HAEMODIALYSIS CATHETER



LARGE PRINTED,  
EASY-TO-READ  
PRIMING VOLUMES

FLEXIBLE  
SUTURE WING

LUER-LOCK  
CAPS

ALCOHOL-COMPATIBLE  
CONSTRUCTION  
*for use with a broad spectrum of agents,  
including Chloraprep® and iodine<sup>4</sup>*

POLYESTER  
CUFF

V-TIP DESIGN AND  
CATHETER TIP ORIENTATION  
*minimises risk of recirculation  
when placed in right atrium*

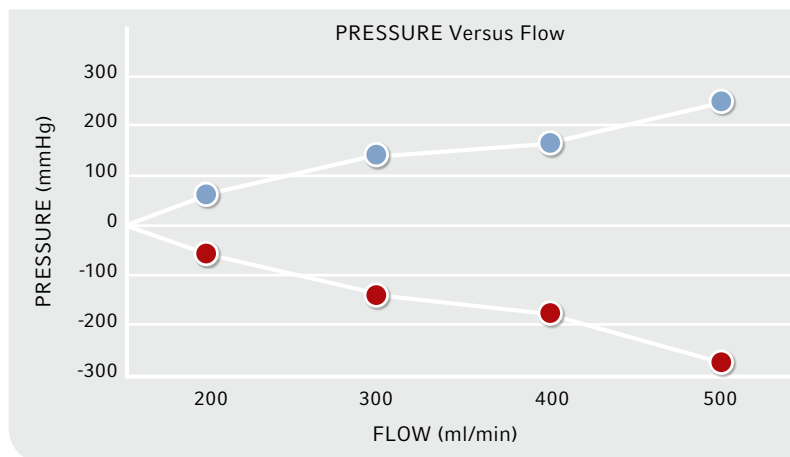


CRESCENT SHAPED  
ARTERIAL TIP

## FEATURED KIT COMPONENTS

ARROW SmartSeal® haemostatic peelable dialysis sheath

- designed to minimise risk of air embolism and clinicians' exposure to bloodborne pathogens when compared to a sheath that does not have a valve

**ENGINEERED FOR HIGH FLOW, OPTIMAL PERFORMANCE**

● Arterial Pressure      ● Venous Pressure

**OPTIMAL FLOW, CLEARANCES AND PATENCY = OPTIMAL DIALYSIS OUTCOMES**

ARROW Edge pressure vs. flow rate. Delivers high flow rates up to 400 cc/min at low pressures<sup>5</sup>

**ARROW EDGE HAEMODIALYSIS CATHETERISATION SET WITH SMARTSEAL**

ARROW

REF.	DESCRIPTION	TIP-TO-CUFF INSERTION LENGTH (CM)	QTY
CS-15242-I	Arrow 15 Fr. x 9.5" (24 cm) radiopaque polyurethane catheter	19	1
CS-15282-I	Arrow 15 Fr. x 11" (28 cm) radiopaque polyurethane catheter	23	1
CS-15322-I	Arrow 15 Fr. x 12.5" (32 cm) radiopaque polyurethane catheter	27	1
CS-15362-I	Arrow 15 Fr. x 14" (36 cm) radiopaque polyurethane catheter	31	1
CS-15552-I	Arrow 15 Fr. x 22" (55 cm) radiopaque polyurethane catheter	50	1

*Not made with natural rubber latex.*

**THE ARROW EDGE HAEMODIALYSIS CATHETERISATION SET INCLUDES:**

- 1 catheter: 15 Fr.
- 1 ARROW SmartSeal® haemostatic peelable dialysis sheath: 16 Fr.
- 1 spring-wire guide: .038" (.97 mm) x 39½" (100 cm) straight stiff tip on one end – "J" tip on other with ARROW Advancer™
- 1 introducer needle: 18 Ga. x 2½" (6.35 cm)
- 1 pre-loaded tunneler (metal) with tunneling sheath
- 2 Luer-lock caps
- 1 dressing: Tegaderm® 10 cm x 12 cm
- 1 tissue dilator: 12 Fr.
- 1 tissue dilator: 14 Fr.
- 1 SharpsAway II™ locking disposal cup
- 1 safety scalpel: #11
- 1 patient ID card

*Caution: US Federal law restricts this device to sale by or on the order of a physician.*

# ARROW NEXTSTEP ANTEGRADE

ANTEGRADE-TUNNELED, STEP-TIP HAEMODIALYSIS CATHETER  
STEP-TIP EASE MEETS SPLIT-TIP FLOW

## THE ARROW NEXTSTEP ANTEGRADE IS A CHRONIC HAEMODIALYSIS CATHETER DESIGNED TO COMBINE:

- a step-tip catheter's ease of insertion
- a split-tip catheter's sustained high flow

### EASE OF INSERTION

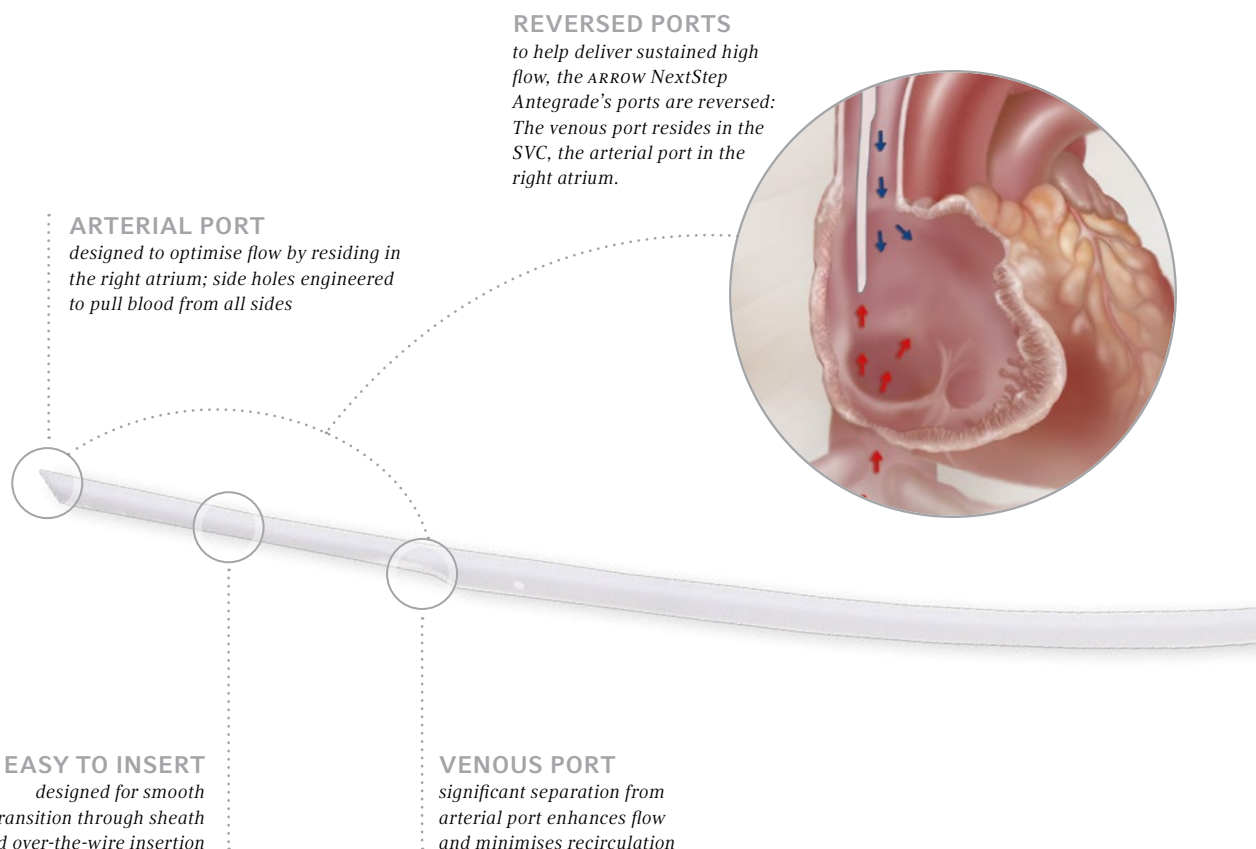
The ARROW NextStep Antegrade's unique tip is designed for:

- smooth transition of over-the-wire insertion and exchanges
- smooth transition through a sheath

## DESIGNED FOR SUSTAINED HIGH FLOW AND MINIMAL RECIRCULATION

To reduce recirculation and deliver high flow, the ARROW NextStep Antegrade's tip has two unique, complementary features:

- the ports are reversed to take better advantage of blood flow dynamics
  - the venous port releases blood in the SVC
  - the arterial port draws blood from the right atrium
  - side holes on the tip are designed to pull blood from all sides
- the ports are significantly separated to both enhance flow and minimise recirculation





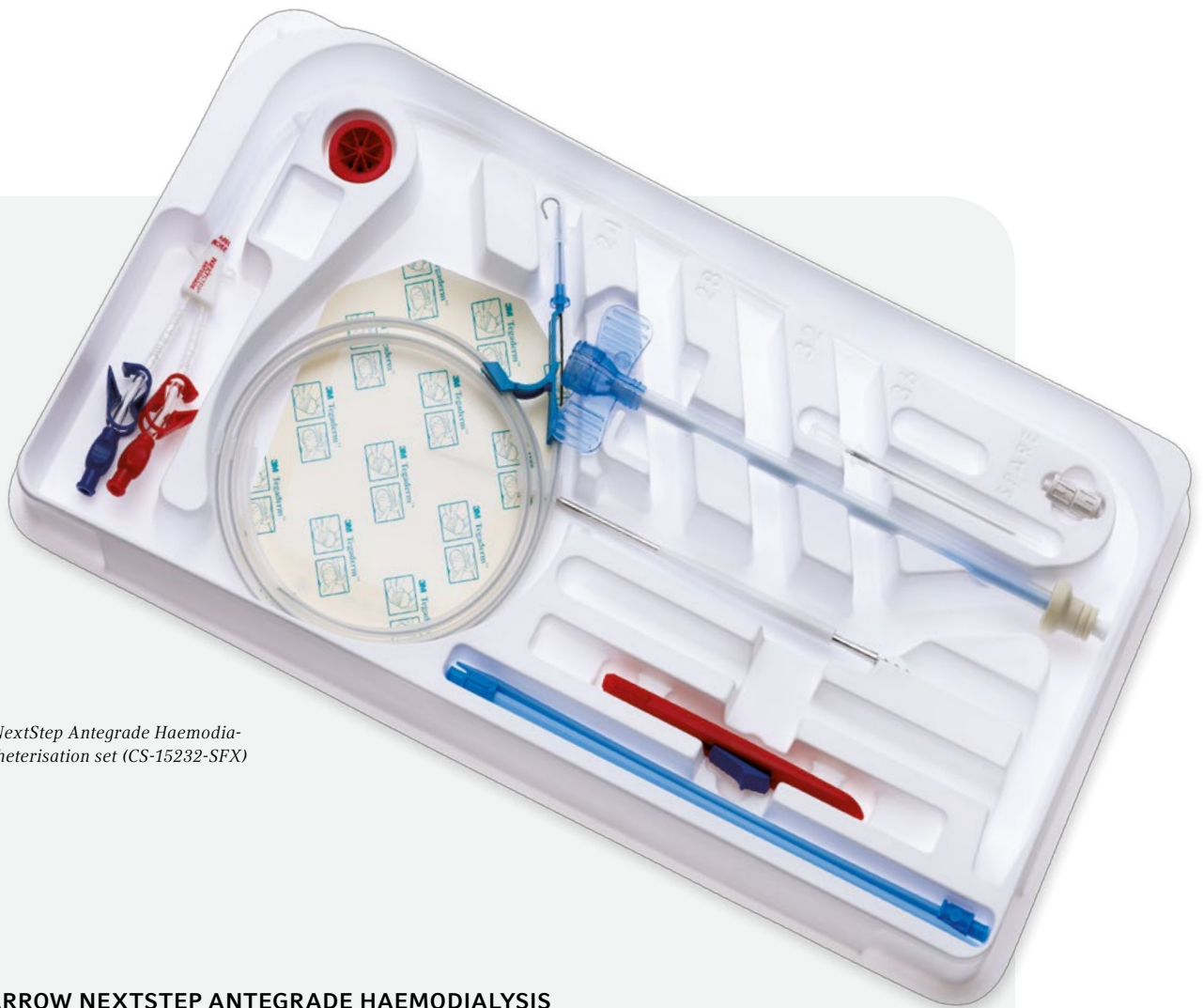
**FEATURED KIT COMPONENTS**

ARROW SmartSeal<sup>®</sup> haemostatic peelable dialysis sheath

- designed to minimise risk of air embolism and clinicians' exposure to bloodborne pathogens when compared to a sheath that does not have a valve

**ALCOHOL-COMPATIBLE CONSTRUCTION**

*for use with a broad spectrum of agents, including ChloroPrep<sup>®</sup> and iodine<sup>6</sup>*

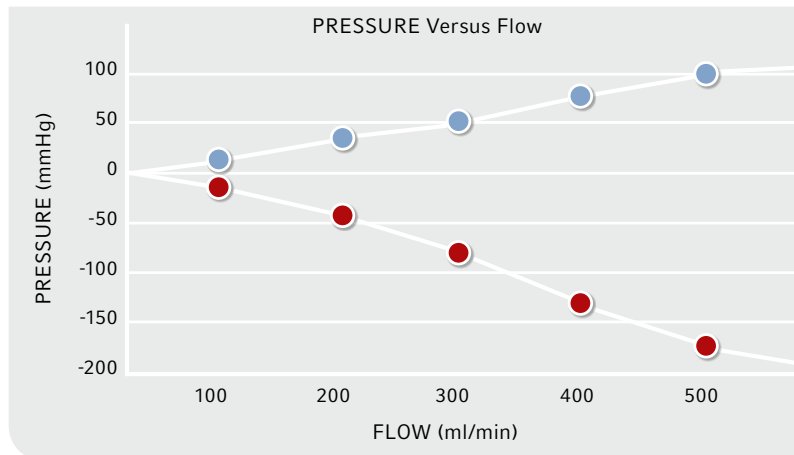


*ARROW NextStep Antegrade Haemodialysis catheterisation set (CS-15232-SFX)*

**THE ARROW NEXTSTEP ANTEGRADE HAEMODIALYSIS CATHETERISATION SET INCLUDES:**

- 1 catheter: 15 Fr.
- 1 ARROW SmartSeal® haemostatic peelable dialysis sheath: 16 Fr.
- 1 spring-wire guide: .038" (.97 mm) x 39½" (100 cm) straight stiff tip on one end – "J" tip on other with ARROW Advancer™
- 1 introducer needle: 18 Ga. x 2½" (6.35 cm)
- 1 pre-loaded tunneler (metal) with tunneling sheath
- 2 Luer-lock caps
- 1 dressing: Tegaderm® 10 cm x 12 cm
- 1 tissue dilator: 12 Fr.
- 1 tissue dilator: 14 Fr.
- 1 SharpsAway II™ locking disposal cup
- 1 safety scalpel: #11
- 1 patient ID card

**ENGINEERED FOR HIGH FLOW, OPTIMAL PERFORMANCE**



● Arterial Pressure      ● Venous Pressure

**OPTIMAL FLOW, CLEARANCES AND PATENCY = OPTIMAL DIALYSIS OUTCOMES**

ARROW NextStep pressure vs. flow rate. Delivers high flow rates up to 400 cc/min at low pressures<sup>7</sup>

**ARROW NEXTSTEP ANTEGRADE CHRONIC HAEMODIALYSIS CATHETER SETS**



REF.	DESCRIPTION	TIP-TO-CUFF INSERTION LENGTH (CM)
CS-15192-SFX	Arrow 15 Fr. x 7.5" (19cm) radiopaque polyurethane catheter	19
CS-15232-SFX	Arrow 15 Fr. x 9" (23 cm) radiopaque polyurethane catheter	23
CS-15272-SFX	Arrow 15 Fr. x 10.5" (27cm) radiopaque polyurethane catheter	27
CS-15312-SFX	Arrow 15 Fr. x 12" (31 cm) radiopaque polyurethane catheter	31
CS-15422-SFX	Arrow 15 Fr. x 16.5" (42cm) radiopaque polyurethane catheter	42
CS-15502-SFX	Arrow 15 Fr. x 19.7" (50 cm) radiopaque polyurethane catheter	50

Not made with natural rubber latex.

Caution: US Federal law restricts this device to sale by or on the order of a physician.

# ARROW ACUTE HAEMODIALYSIS & LARGE BORE CATHETERS

WITH AND WITHOUT ARROWGARD® ANTIMICROBIAL TECHNOLOGY



## ROTATING SUTURE HUB

- provides support and flexibility during patient movement

## OPTIONAL YOU-BEND™ EXTENSION LINES

- enable convenient positioning and repositioning of the extension lines for patient comfort

## ARROWGARD ANTIMICROBIAL TECHNOLOGY

- helps provide protection against catheter-related infections resulting from microorganism migrating the subcutaneous tract along the exterior surface of the catheter which is used for infusion

## BLUE FLEXTIP®

- soft catheter tip balances insertion capability with indwelling performance

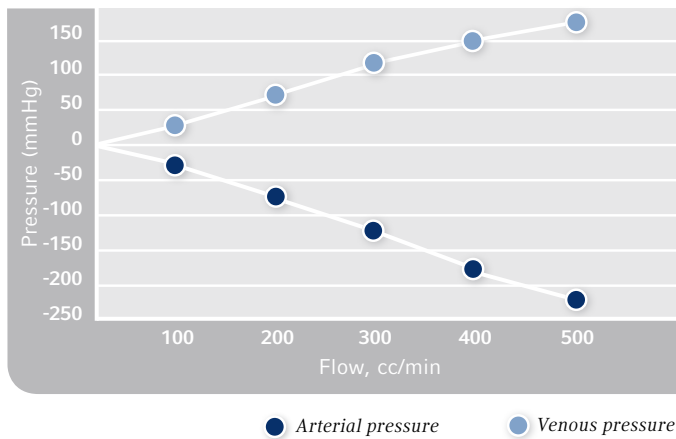


**INSPIRED BY YOUR INFECTION PREVENTION PROGRAM**

- infection is a leading cause of morbidity and mortality in dialysis patients
- average infection rate for acute haemodialysis catheters is 10.1 per 100 patient months<sup>8</sup>

**HIGH FLOW AT LOW PRESSURE**

Acute Haemodialysis Pressure vs. Flow Rate<sup>2</sup>



**INFECTION PROTECTION:**

**ARROWGARD ANTIMICROBIAL TECHNOLOGY**

Clinical studies demonstrate ARROWgard antimicrobial technology’s ability to reduce catheter related blood stream infections<sup>9</sup>

- reduce bacterial colonisation of the catheter by 44 percent<sup>10</sup>
- reduces catheter-related bacteremia by 79 percent<sup>10</sup>

ARROW’s large-bore, double-lumen acute haemodialysis catheters enable dialysis nurses and clinicians to deliver high flow rates at low venous pressures.

**CROSS-SECTION DIAGRAM**



“2011 CDC Guidelines for the Prevention of Intravascular Catheter-Related Infections” recommend using a chlorhexidine/silver sulfadiazine-impregnated catheter in conjunction with other risk-reduction measures to lower CRBSI.<sup>11</sup>

## ACUTE HAEMODIALYSIS

## ACUTE HAEMODIALYSIS CATHETERISATION SETS

REF.	CATHETER					SWG		QTY
	LUMEN	Ø	LENGTH	INTERNAL LUMEN G	MATERIAL	LENGTH	Ø	
with straight large-bore catheter								
CS-12122-E	2	12 Fr.	6" (16 cm)	12 - 12	PUR	60 cm	0.035"	5/case
CS-12122-F	2	12 Fr.	6" (16 cm)	12 - 12	PUR	60 cm	0.035"	5/case
CS-22122-F	2	12 Fr.	6" (16 cm)	12 - 12	PUR A+g	60 cm	0.035"	5/case
CS-15122-E	2	12 Fr.	8" (20 cm)	12 - 12	PUR	68.3 cm	0.035"	5/case
CS-15122-F	2	12 Fr.	8" (20 cm)	12 - 12	PUR	68.3 cm	0.035"	5/case
CV-15122-F	2	12 Fr.	8" (20 cm)	12 - 12	PUR	68.3 cm	0.035"	5/case
CS-25122-F	2	12 Fr.	8" (20 cm)	12 - 12	PUR A+g	68.3 cm	0.035"	5/case
CS-26122-F	2	12 Fr.	10" (25 cm)	12 - 12	PUR A+g	68.3 cm	0.035"	5/case
CS-15142-F	2	14 Fr.	8" (20 cm)	10 - 10	PUR	68.3 cm	0.038"	5/case
CS-22142-F	2	14 Fr.	6" (15 cm)	10 - 10	PUR A+g	70 cm	0.038"	5/case
CS-25142-F	2	14 Fr.	8" (20 cm)	10 - 10	PUR A+g	70 cm	0.038"	5/case
CS-26142-F	2	14 Fr.	10" (25 cm)	10 - 10	PUR A+g	70 cm	0.038"	5/case
with You-Bend large-bore catheter								
CU-13122-E	2	12 Fr.	5 1/8" (13 cm)	12 - 12	PUR	60 cm	0.035"	5/case
CU-13122-F	2	12 Fr.	5 1/8" (13 cm)	12 - 12	PUR	60 cm	0.035"	5/case
CU-23122-F	2	12 Fr.	5 1/8" (13 cm)	12 - 12	PUR A+g	60 cm	0.035"	5/case
CV-13122-UF	2	12 Fr.	5 1/8" (13 cm)	12 - 12	PUR	60 cm	0.035"	5/case
CV-12122-UF	2	12 Fr.	6" (16 cm)	12 - 12	PUR	60 cm	0.035"	5/case
CU-22122-F	2	12 Fr.	6" (16 cm)	12 - 12	PUR A+g	60 cm	0.035"	5/case
CV-15122-UF	2	12 Fr.	8" (20 cm)	12 - 12	PUR	68.3 cm	0.035"	5/case
CU-25122-F	2	12 Fr.	8" (20 cm)	12 - 12	PUR A+g	68.3 cm	0.035"	5/case
CV-15142-UF	2	14 Fr.	8" (20 cm)	10 - 10	PUR	70 cm	0.035"	5/case
CV-12142-UF	2	14 Fr.	6" (15 cm)	10 - 10	PUR	70 cm	0.035"	5/case
with indwelling curved large-bore catheter								
CS-12142-CF	2	14 Fr.	6" (15 cm)	14 - 14	PUR	70 cm	0.038"	5/case
CS-22142-CF	2	14 Fr.	6" (15 cm)	14 - 14	PUR A+g	70 cm	0.038"	5/case
CS-15142-CF	2	14 Fr.	8" (20 cm)	14 - 14	PUR	70 cm	0.038"	5/case
CS-25142-CF	2	14 Fr.	8" (20 cm)	14 - 14	PUR A+g	70 cm	0.038"	5/case
with paediatric catheter								
CD-10802	2	8 Fr.	4 3/8" (11 cm)	14 - 14	PUR	45.4 cm	0.025"	5/case
CD-13902	2	9 Fr.	5" (13 cm)	14 - 14	PUR	60 cm	0.025"	5/case

## ACUTE HAEMODIALYSIS CATHETERS\*

REF.	LUMEN	Ø	LENGTH	INTERNAL LUMEN G	MATERIAL	QTY
MC-12122-F	2	12 Fr.	6" (16 cm)	12 - 12	PUR	5/case
MC-22122-F	2	12 Fr.	6" (16 cm)	12 - 12	PUR A+g	5/case
MC-15122-F	2	12 Fr.	8" (20 cm)	12 - 12	PUR	5/case
MC-25122-F	2	12 Fr.	8" (20 cm)	12 - 12	PUR A+g	5/case

\* MC product codes include only catheter

## LARGE BORE CATHETERS (3-LUMEN) SETS

REF.	CATHETER					SWG		QTY
	LUMEN	Ø	LENGTH	INTERNAL LUMEN G	MATERIAL	LENGTH	Ø	
with straight large-bore catheter								
CS-12123-F	3	12 Fr.	6" (16 cm)	16 - 12 - 12	PUR	60 cm	.035"	5/case
CS-22123-F	3	12 Fr.	6" (16 cm)	16 - 12 - 12	PUR A+g	60 cm	.035"	5/case
CS-15123-F	3	12 Fr.	8" (20 cm)	16 - 12 - 12	PUR	68 cm	.035"	5/case
CS-25123-F	3	12 Fr.	8" (20 cm)	16 - 12 - 12	PUR A+g	68 cm	.035"	5/case
CS-16123-F	3	12 Fr.	10" (25 cm)	16 - 12 - 12	PUR	68 cm	.035"	5/case

**Note:**

All ARROW haemodialysis kits and sets (except our CV kits) contain the ARROW Raulerson syringe and spring-wire guide with cm markings and ARROW Advancer straight soft tip on one end and "J" tip on the other.

AGB ARROWgård Blue  
CD Catheter Dialysis

CF Curved Firm  
CS Catheter Set

CU Catheter You-Bend  
CV Catheter Version

F Firm  
UF You-Bend Firm

MC Multi-Lumen  
Catheter

# ARROW-TREROTOLA™ PTD®

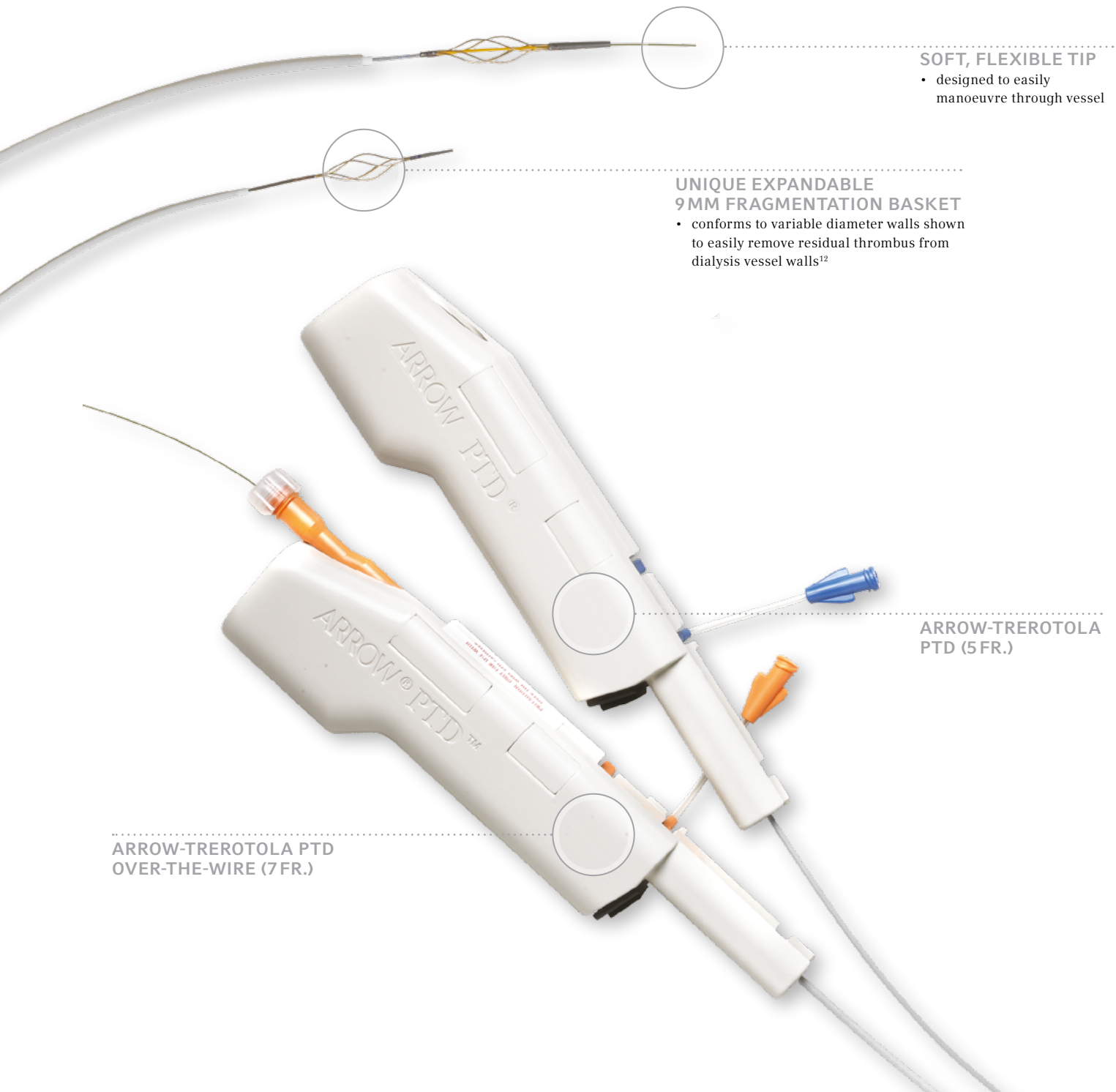
PERCUTANEOUS THROMBOLYTIC DEVICE

## SIMPLE

- easy to assemble
- easy to operate
- no capital equipment
- short procedure time

## FOR USE IN

Dialysis AV fistulae  
and synthetic grafts



### SOFT, FLEXIBLE TIP

- designed to easily manoeuvre through vessel

### UNIQUE EXPANDABLE 9MM FRAGMENTATION BASKET

- conforms to variable diameter walls shown to easily remove residual thrombus from dialysis vessel walls<sup>12</sup>

### ARROW-TREROTOLA PTD (5 FR.)

### ARROW-TREROTOLA PTD OVER-THE-WIRE (7 FR.)

**PROVEN**

- meets or exceeds K/DOQI Guidelines for both immediate and three-month patency and functionality rates

**STUDIES**

NAME	TECHNICAL PATENCY RATE	3-MONTH PRIMARY RATE
K/DOQI Guidelines <sup>13</sup>	85 %	40 %
Rocek, JVIR, 2000 <sup>14,16</sup>	100 %	70 %
Lazzaro, JVIR, 1999 <sup>15,16</sup>	100 %	42 %
Trerotola, Radiology, 1998 <sup>12,16</sup>	95 %	39 %

**SAFE**

- conforms to AV graft and AV fistulae walls
- enables clot removal with minimal risk of wall damage, and without thrombolytics<sup>17</sup>



**AV synthetic graft**  
PTD device in use in a forearm-loop synthetic graft

**ARROW-TREROTOLA PTD PERCUTANEOUS THROMBOLYTIC DEVICE (PT-65509-HFC)**

This set includes:

- 1 rotator drive unit
- 1 catheter with 9mm fragmentation basket
- 2 radiopaque polyurethane sheaths with integral side port/haemostasis valve and vessel dilator with SnapLock™ feature
- 1 catheter clamp

**ARROW-TREROTOLA PTD 5 FR.**

REF.	CATHETER LENGTH	FRAGMENTATION BASKET	SHEATH INCLUDED	ROTATOR DRIVE UNIT	QTY
PT-03000-R				3000 rpm	1/case
PT-65509*	65 cm	9 mm			1/case
PT-45509**	65 cm	9 mm	2/6 Fr.		1/case
PT-65509-HFC	65 cm	9 mm	2/6 (HF) Fr.	3000 rpm	1/case

**ARROW-TREROTOLA OVER-THE-WIRE PTD 7 FR.**

REF.	CATHETER LENGTH	FRAGMENTATION BASKET	MAX. GUIDEWIRE COMPATIBILITY	SHEATH INCLUDED	ROTATOR DRIVE UNIT	QTY
PT-03009-RW					3000 rpm	1/case
PT-65709-W***	65 cm	9 mm	0.025"			1/case
PT-65709-WC	65 cm	9 mm	0.025"	2/7 Fr.	3000 rpm	1/case
PT-65709-HFWC	65 cm	9 mm	0.025"	2/7 (HF) Fr.	3000 rpm	1/case
PT-12709-WC	120 cm	9 mm	0.025"	2/7 Fr.	3000 rpm	1/case

**PTD ACCESSORY COMPONENTS INTRODUCER SHEATHS**

REF.	SHEATH SIZE	SHEATH LENGTH	VESSEL DILATOR LENGTH	MAX. GUIDEWIRE COMPATIBILITY	RADIOPAQUE TIP MARKER	LARGE-BORE-SIDEARM	COLOUR-CODED HUB	QTY
CL-08505	5 Fr.	2"	5"	0.038"			grey	10/case
CL-08605	6 Fr.	2"	5"	0.038"			green	10/case
CL-08605-HF	6 Fr.	2"	5"	0.038"	•	•	green	5/case
CL-08705-HF	7 Fr.	2"	5"	0.038"	•	•	orange	5/case

\* When ordering this component, the PT-03000-R and CL-08605-HF must also be ordered.

\*\* When ordering this component, the PT-03000-R must also be ordered.

\*\*\* When ordering this component, the PT-03009-RW and CL-08705-HF must also be ordered.

## LIBRARY OF CLINICAL SUPPORT

Lajvardi, A., Trerotola, S.O., Strandberg, J.D., Samphilipo, M.A., Magee, C. "Evaluation of Venous Injury Caused by a Percutaneous Mechanical Thrombolytic Device." *Cardiovascular Interventional Radiology*, Vol. 18, 1995, pp. 172-178.

Lazzaro, C.R., Trerotola, S.O., Shah, H., Namyslowski, J., Moresco, K., Patel, N. "Modified Use of the ARROW-Trerotola Percutaneous Thrombolytic Device for the Treatment of Thrombosed Hemodialysis Access Grafts." *Journal of Vascular Interventional Radiology*, Vol. 10, 1999, pp. 1025-1031.

McLennan, G., Trerotola, S.O., Davidson, D., et al. "The Effects of a Mechanical Thrombolytic Device on Normal Canine Vein Valves." *Journal of Vascular Interventional Radiology*, Vol. 12, 2001, pp. 89-94.

Rocek, M., Peregrin, J.H., Lasovickova, J., Krajickova, D., Slaviokova, M. "Mechanical Thrombolysis of Thrombosed Hemodialysis Native Fistulas and ARROW-Trerotola Percutaneous Thrombolytic Device: Our Preliminary Experience." *Journal of Vascular Interventional Radiology*, Vol. 11, 2000, pp. 1153-1158.

Trerotola, S.O., Davidson, D.D., Filo, R.S., Dreesen, R.G., Forney, M. "Preclinical In Vivo Testing of a Rotational Mechanical Thrombolytic Device." *Journal of Vascular Interventional Radiology*, Vol. 7, 1996, pp. 717-723.

Trerotola, S.O., Vesely, T.M., Lund, G.B., Soulen, M.C., Ehrman, K.O., Cardella, J.F. "Treatment of Thrombosed Hemodialysis Access Grafts: ARROW-Trerotola Percutaneous Thrombolytic Device Versus Pulse-Spray Thrombolysis. ARROW-Trerotola Percutaneous Thrombolytic Device Clinical Trial." *Radiology*, Vol. 206, 1998, pp. 403-414.

Trerotola, S.O., McLennan, G., Davidson D., et al. "Preclinical In Vivo Testing of the ARROW-Trerotola Percutaneous Thrombolytic Device for Venous Thrombosis." *Journal of Vascular Interventional Radiology*, Vol. 12, 2001, pp. 95-103.

Trerotola, S.O., McLennan, G., Eclavea, A.C., et al. "Mechanical Thrombolysis of Venous Thrombosis in an Animal Model With Use of Temporary Caval Filtration." *Journal of Vascular Interventional Radiology*, Vol. 12, 2001 pp. 1075-1085.

Vesely, T.M., Hovsepian, D.M., Darcy, M.D., Brown, D.B., Pilgram, T.K. "Angioscopic Observations After Percutaneous Thrombectomy of Thrombosed Hemodialysis Grafts." *Journal of Vascular Interventional Radiology*, Vol. 11, 2000, pp. 971-977.

Vogel, P.M., Bansal, V., Marshall, M.W. "Thrombosed Hemodialysis Grafts: Lyse and Wait With Tissue Plasminogen Activator or Urokinase Compared to Mechanical Thrombolysis With the ARROW-Trerotola Percutaneous Thrombolytic Device." *Journal of Vascular Interventional Radiology*, Vol. 12, 2001, pp. 1157-1165.

Trerotola, S.O., Johnson, M.S., Schauwecker, D.S., et al. "Pulmonary Emboli From Pulse-Spray and Mechanical Thrombolysis: Evaluation With an Animal Dialysis-Graft Model." *Radiology*, Vol. 200, 1996, pp. 169-176.

Hein, A.N., Vesely, T.M. "Use of the Percutaneous Thrombolytic Device for the Treatment of Thrombosed Pseudoaneurysms During Mechanical Thrombectomy of Hemodialysis Grafts." *Journal of Vascular Interventional Radiology*, Vol. 13, 2002, pp. 201-204.

### References:

- 1 Iodine-based solutions such as Povidone-iodine, mineral oil-based ointments, hydrogen peroxide or commercially available ExSept® are accepted for use with the ARROW Cannon II Plus catheter.
- 2 In vitro test performed by an independent laboratory (Citech, Plymouth Meeting, PA).
- 3 Alcohol, alcohol-based solutions such as ChlorPrep®; iodine-based solutions such as Povidone-iodine, mineral oil-based ointments, hydrogen peroxide or commercially available ExSept Plus are accepted for use with the ARROW NextStep catheter.
- 4 Alcohol, alcohol-based solutions (e.g., Hibiclens®, ChlorPrep®), iodine-based solutions (Povidone-Iodine), PEG-based ointments (e.g., Bactroban®), hydrogen peroxide or ExSept Plus® are accepted for use with this catheter.
- 5 In vitro test conducted by ARROW International Inc., Data on file.
- 6 Alcohol, alcohol-based solutions (e.g., Hibiclens®, ChlorPrep®), iodine-based solutions (Povidone-Iodine), PEG-based ointments (e.g., Bactroban®), hydrogen peroxide or ExSept Plus® are accepted for use with this catheter.
- 7 In vitro tests performed by an independent laboratory using 3:1 glycerine/saline at 37°C (Citech, Plymouth Meeting, PA).
- 8 Klevens, R.M., Tokars, J.I., Andrus, M. "Electronic Reporting of Infections Associated With Hemodialysis." *Nephrology News & Issues*, June 2005, pp. 37-43.
- 9 Veenstra, D.L., Saint, S., Saha, S., Lumley, T., Sullivan, S.D. "Cost-Effectiveness of Antiseptic-Impregnated Central Venous Catheters for the Prevention of Catheter-Related Bloodstream Infection." *Journal of the American Medical Association*, January 20, 1999, Vol. 281, Issue 3, pp. 261-267.
- 10 Maki, D.G., Stolz, S.M., Wheeler, S., Mermel, L.A. "Prevention of Central Venous Catheter-Related Bloodstream Infection With an Antiseptic-Impregnated Catheter: A Randomized, Controlled Trial." *Annals of Internal Medicine*, August 15, 1997, Vol. 127, Issue 4, pp. 257-266.
- 11 Naomi P. O'Grady, M.D.<sup>1</sup>, Mary Alexander, R.N.<sup>2</sup>, Lillian A. Burns, M.T., M.P.H., C.I.C.<sup>3</sup>, E. Patchen Dellinger, M.D.<sup>4</sup>, Jeffery Garland, M.D., S.M.<sup>5</sup>, Stephen O. Heard, M.D.<sup>6</sup>, Pamela A. Lipsitt, M.D.<sup>7</sup>, Henry Masur, M.D.<sup>1</sup>, Leonard A. Mermel, D.O., Sc.M.<sup>8</sup>, Michele L. Pearson, M.D.<sup>9</sup>, Issam I. Raad, M.D.<sup>10</sup>, Adrienne Randolph, M.D., M.Sc.<sup>11</sup>, Mark E. Rupp, M.D.<sup>12</sup>, Sanjay Saint, M.D., M.P.H.<sup>13</sup> and the Healthcare Infection Control Practices Advisory Committee (HICPAC)<sup>14</sup>. "Guidelines for the Prevention of Intravascular Catheter-Related Infections, 2011" *The Centers for Disease Control*, 2011.
- 12 Trerotola, S.O., Vesely, T.M., Lund, G.B., Soulen, M.C., Ehrman, K.O., Cardella, J.F. "Treatment of Thrombosed Hemodialysis Access Grafts: ARROW-Trerotola Percutaneous Thrombolytic Device Versus Pulse-Spray Thrombolysis. ARROW-Trerotola Percutaneous Thrombolytic Device Clinical Trial." *Radiology*, Vol. 206, 1998, pp. 403-414.
- 13 "NNKF-K/DOQI Clinical Practice Guidelines for Vascular Access: Update 2006." *American Journal of Kidney Disease*, Vol. 37 (suppl.) pp. 137-181.
- 14 Rocek, M., et al. "Mechanical Thrombolysis of Thrombosed Hemodialysis Native Fistulas With Use of the ARROW-Trerotola Percutaneous Thrombolytic Device: Our Preliminary Experience." *Journal of Vascular Interventional Radiology*, Vol. 11, 2000, pp. 1153-1158.
- 15 Lazzaro, C.R., Trerotola, S.O., Shah, H., Namyslowski, J., Moresco, K., Patel, N. "Modified Use of the ARROW-Trerotola Percutaneous Thrombolytic Device for the Treatment of Thrombosed Hemodialysis Access Grafts." *Journal of Vascular Interventional Radiology*, Vol. 10, 1999, pp. 1025-1031.
- 16 Published literature referenced with the instructions for use.
- 17 Lajvardi, A., Trerotola, S.O., Strandberg, J.D., Samphilipo, M.A., Magee, C. "Evaluation of Venous Injury Caused by a Percutaneous Mechanical Thrombolytic Device." *Cardiovascular Interventional Radiology*, Vol. 18, 1995, pp. 172-178.

Full bibliography available upon request.  
Tegaderm® is a registered trademark of 3M Company.

### Patents:

- ARROW Cannon II Plus:  
U.S. Patent Nos. 6,638,242 and 6,921,396
- ARROW Advancer:  
U.S. Patent Nos. 5,484,419 and 6,477,402
- ARROW SharpsAway II Locking Disposal Cup:  
U.S. Patent Nos. 6,123,193 and 6,276,527
- ARROWgard: U.S. Patent No. 5,019,096
- ARROW Raulerson Spring-Wire Introduction Syringe:  
U.S. Patent Nos. 4,813,938 and 5,045,065;  
Japan Patent No. 2,135,570
- ARROW-Trerotola PTD:  
U.S. Patent Nos. 5,766,191 and 6,824,551

# INDEX

REF.	PAGE
CAR-02400	5
CAR-02800	5
CAR-03200	5
CAR-03600	5
CAR-05500	5
CD-10802	18
CD-13902	18
CL-08505	21
CL-08605	21
CL-08605-HF	21
CL-08705-HF	21
CS-12122-F	18
CS-12123-E	19
CS-12123-F	19
CS-12142-CF	18
CS-15122-F	18
CS-15123-E	19
CS-15123-F	19
CS-15142-CF	18
CS-15142-F	18
CS-15192-SFX	15
CS-15192-X	9
CS-15232-SFX	15
CS-15232-X	9
CS-15242-I	11
CS-15242-VSP	5

REF.	PAGE
CS-15272-SFX	15
CS-15272-X	9
CS-15282-I	11
CS-15282-VSP	5
CS-15312-SFX	15
CS-15312-X	9
CS-15322-I	11
CS-15322-VSP	5
CS-15362-I	11
CS-15362-VSP	5
CS-15422-SFX	15
CS-15502-SFX	15
CS-15552-I	11
CS-15552-VSP	5
CS-16123-F	19
CS-22122-F	18
CS-22123-F	19
CS-22142-CF	18
CS-22142-F	18
CS-25122-F	18
CS-25123-F	19
CS-25142-CF	18
CS-25142-F	18
CS-26122-F	18
CS-26142-F	18
CU-13122-F	18

REF.	PAGE
CU-22122-F	18
CU-23122-F	18
CU-25122-F	18
CV-12122-UF	18
CV-12142-UF	18
CV-13122-UF	18
CV-15122-F	18
CV-15122-UF	18
CV-15142-UF	18
MC-12122-F	19
MC-15122-F	19
MC-22122-F	19
MC-25122-F	19
NRH-15192	9
NRH-15232	9
NRH-15272	9
NRH-15312	9
PT-03000-R	21
PT-03009-RW	21
PT-12709-WC	21
PT-45509	21
PT-65509	21
PT-65509-HFC	21
PT-65709-HFWC	21
PT-65709-W	21
PT-65709-WC	21

Teleflex is a leading global provider of specialty medical devices used for diagnostic and therapeutic procedures in critical care, urology and surgery. Our mission is to provide solutions that enable healthcare providers to improve outcomes and enhance patient and provider safety. We specialise in devices for general and regional anaesthesia, cardiac care, respiratory care, urology, vascular access and surgery and we serve healthcare providers in more than 150 countries. Teleflex also provides specialty products for medical device manufacturers.

Our well known brands include ARROW®, DEKNATEL®, GIBECK®, HUDSON RCI®, KMEDIC®, LMA™, PILLING®, PLEUR-EVAC®, RÜSCH®, SHERIDAN®, TAUT®, TFX OEM®, VASONOVA®, VIDACARE® and WECK®, all of which are trademarks or registered trademarks (in the U.S. and/or other countries) of Teleflex Incorporated.

Teleflex global operations: Australia, Austria, Belgium, Canada, China, Czech Republic, France, Germany, Greece, India, Ireland, Italy, Japan, Korea, Malaysia, Mexico, Netherlands, New Zealand, Portugal, Singapore, Slovak Republic, South Africa, Spain, Switzerland, United Kingdom, Uruguay and USA.

#### **YOUR INTERNATIONAL CONTACTS:**

##### **TELEFLEX HEADQUARTERS INTERNATIONAL, IRELAND**

Teleflex Medical Europe Ltd., IDA Business and Technology Park,  
Dublin Road, Athlone, Co Westmeath  
Phone +353 (0)9 06 46 08 00 · Fax +353 (0)14 37 07 73  
orders.intl@teleflex.com

**AUSTRALIA/NEW ZEALAND** 1300 360 226

**AUSTRIA** +43 (0)1 402 47 72

**BELGIUM** +32 (0)2 333 24 60

**CANADA** +1 (0)800 387 9699

**CHINA (Shanghai)** +86 (0)21 6163 0965

**CHINA (Beijing)** +86 (0)10 6418 5699

**CZECH REPUBLIC** +420 (0)495 759 111

**FRANCE** +33 (0)5 62 18 79 40

**GERMANY** +49 (0)7151 406 0

**GREECE** +30 210 67 77 717

**INDIA** +91 (0)44 2836 5040

**ITALY** +39 0362 58 911

**JAPAN** +81 (0)3 6632 3600

**KOREA** +82 2 536 7550

**MEXICO** +52 55 5002 3500

**NETHERLANDS** +31 (0)88 00 215 00

**PORTUGAL** +351 22 541 90 85

**SINGAPORE (SEA non-direct sales countries)** +65 6439 3000

**SLOVAK REPUBLIC** +421 (0)3377 254 28

**SOUTH AFRICA** +27 (0)11 807 4887

**SPAIN** +34 918 300 451

**SWITZERLAND** +41 (0)31 818 40 90

**UNITED KINGDOM** +44 (0)1494 53 27 61

For detailed information see [www.teleflex.com](http://www.teleflex.com)

Teleflex is a registered trademark of Teleflex Incorporated or its affiliates. The products in this catalogue may not be available in all countries. Please contact your local representative. All data current at time of printing (11/2016). Subject to technical changes without further notice.

© 2016 Teleflex Incorporated. All rights reserved.

94 10 66 - 00 00 01 · REV B · MC / SF · 11 16 01