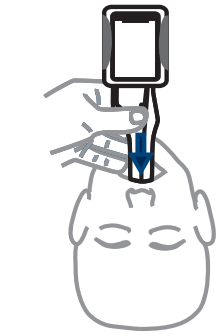



**Airtraq**  
GUIDED VIDEO INTUBATION

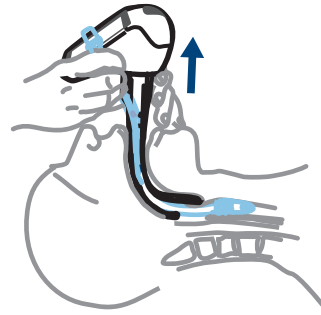
# Simple, effective, affordable video laryngoscopy



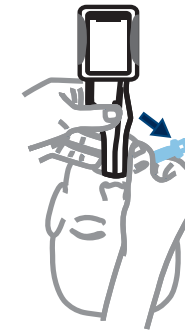
**1** Slide midline around the tongue



**2** Centre vocal cords



**3** Pass ETT



**4** Remove midline

**Useful tips**

- Keep midline
- Do not insert too deep
- Lift gently
- Twist Airtraq to centre vocal cords
- Corkscrew ETT if needed

**Airtraq Avant**



Adult regular  
7.0 to 8.5 ETT  
M.O.\*: 17mm  
**A-511**

Adult small  
6.0 to 7.5 ETT  
M.O.\*: 17mm  
**A-521**



Camera, reusable optics & docking station

**A-390, A-501 & A-590**



iOS / Android  
Mac / Windows



**Airtraq sp**  
GUIDED VIDEO INTUBATION



Adult regular  
7.0 to 8.5 ETT  
M.O.\*: 16mm  
**A-011**



Adult small  
6.0 to 7.5 ETT  
M.O.\*: 15mm  
**A-021**



Paediatric  
4.0 to 5.5 ETT  
M.O.\*: 12mm  
**A-031**



Infant  
2.5 to 3.5 ETT  
M.O.\*: 11mm  
**A-041**



Adult Nasal  
M.O.\*: 15mm  
**A-061**



Double lumen  
35 to 41 Fr.  
M.O.\*: 18mm  
**A-071**