




THE WOUND CONTACT LAYER WITH TWO SIDED SAFETAC[®] TECHNOLOGY

- Atraumatic to the wound and surrounding skin on removal
- Can remain in place for up to 14 days¹, which allows cost effective and undisturbed wound healing



Polyamide net

- Open mesh structure allows application of topical treatment e.g. ointments
- Transparent

Layer with Safetac Technology

- Atraumatic to the wound and the surrounding skin on removal
- Minimises the risk of maceration

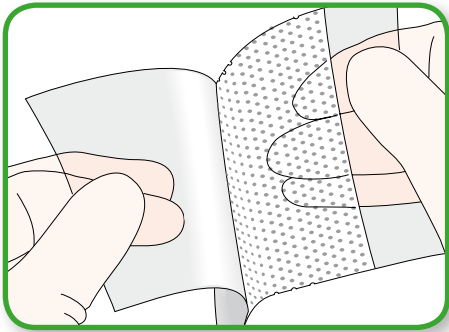
Release film

- Protects the layer with Safetac Technology


HOW MEPITEL WORKS

Mepitel can be left in place for up to 14 days¹ depending on the condition of the wound. The porous structure of Mepitel allows exudate to pass into an outer absorbent dressing. Mepitel prevents the outer dressing from sticking to the wound and therefore minimises trauma and pain associated with dressing changes. This results in less discomfort for the patient and which in turn ensures undisturbed wound healing.

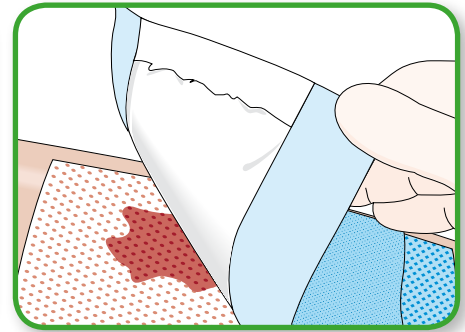
HOW TO USE MEPITEL



1. Clean the wound area. Remove the release film.



2. Apply Mepitel to the wound.



3. Apply outer absorbent dressing.

BENEFITS OF MEPITEL

- Does not adhere to moist wound beds, adheres gently to the surrounding skin
- Minimises trauma and pain during dressing changes
- Can remain in place for up to 14 days¹ which in turn ensures undisturbed wound healing
- Enables less frequent dressing changes
- Minimises the risk of maceration
- Transparent for easy wound inspection during application and during wear

WARNINGS:

When Mepitel is used on burns treated with meshed grafts or after facial resurfacing imprints can occur if the product is not used properly.



AREAS OF USE

Mepitel is designed for a wide range of wounds such as skin tears, skin abrasions, surgical incisions, second degree burns, blistering, lacerations, partial and full thickness grafts, diabetic ulcers.

PRECAUTIONS:

- The wound should be inspected for signs of infection according to clinical practice. Consult a healthcare professional for the appropriate medical treatment.
- Mepitel used on burns treated with meshed grafts: avoid placing unnecessary pressure upon the dressing.
- Mepitel used after facial resurfacing: avoid placing pressure upon the dressing, lift and reposition the dressing at least every second day.
- When used on bleeding wounds or wounds with high viscosity exudate, Mepitel should be covered with a moist absorbent dressing pad eg Mesorb.
- When Mepitel is used for the fixation of skin grafts and protection of blisters, the dressing should not be changed before the fifth day post application.

MEPITEL ORDERING INFORMATION

Art. No	Size cm	Pieces Per Inner	PIP Code	NHS Code
290500	5 x 7	5	303-8932	EKH002
290700	8 x 10	5	303-8940	EKH003
291000	12 x 15	5	303-8957	EKH005
292030	20 x 32	5	332-7285	EKH021



References:

1. Eagle M, Clinical report, Mölnlycke Health Care [1998], Taylor r JoWC, Vol 8, No 9 [1999], p. 429-430, Young T, Community nurse, 5, No 10 [1999], p.53-54.

Mölnlycke Health Care Ltd, Arenson Centre, Arenson Way, Dunstable, Bedfordshire LU5 5UL, UK. Tel. +44 (0) 870 6060766, www.molnlycke.co.uk

The Mölnlycke Health Care name and logo, Safetac® and Mepitel® are registered trademarks of Mölnlycke Health Care AB. ©2009 Mölnlycke Health Care. All rights reserved.

UK163010611