

# E.R.C.P. Short Wire System

E.R.C.P. Catheters, Sphincterotomes,  
Stone Extraction Balloons and Guide Wires



The E.R.C.P. short wire system in combination with a wire locking device provides immediate instrument control, full flexibility, a good safety level and high efficiency.

- Guide wire remains in position during instrument change and has a low risk of dislocation
- Reduced fluoroscopy time and contrast medium application
- Easier management of one or more E.R.C.P. instruments by the physician assistant

Endoscopic instruments  
for gastroenterology  
by specialists

# E.R.C.P. Short Wire System

The Medi-Globe Short Wire Concept is characterized by three key features:

- Instrument compatibility to all familiar wire-locking devices with built-in biopsy valve and a special open design for flexible instrument handling.
- Fully open lumen “tear-away” catheter technology
- Various instrument configurations available including pre-loaded guide wire sphincterotome sets

## Open design for flexible instrument handling

The ShortTrack system accepts guide wire loading after instruments insertion for E.R.C.P. catheters and sphincterotomes via a unique guide wire port (top loading technique).

In addition, all ShortTrack instruments are also designed for “Over-the-wire” (OTW) insertion technique in combination with special short-wires (260 cm) or traditional long-wires (400 – 480 cm), depending on physician preference and procedure requirement.




Top loading via guide wire port



“Over-the-wire” (OTW) insertion technique for E.R.C.P. catheters and sphincterotomes



“Over-the-wire” (OTW) insertion technique for stone extraction balloon



## E.R.C.P. Catheter, Sphincterotomes, Stone Extraction Balloon and Guide Wires

### Fully open lumen “tear-away” catheter technology

The ShortTrack E.R.C.P. catheters and sphincterotomes are featured with a unique open lumen “tear-away” catheter to:

- facilitate a rapid, user-friendly instrument removal without guide wire release from the locking device
- maintain a fixed guide wire position while minimizing the risk of guide wire disconnect



A fully open guide wire lumen from the proximal guide wire port to the catheter tip allows instrument removal without guide wire release from the locking device by simply pulling the catheter and “tear-away” the guide wire.

### Various instrument configurations available including pre-loaded guide wire sphincterotome sets



Sphincterotome sets pre-loaded with different guide wire configurations facilitate guide wire-assisted cannulation as opposed to contrast medium assisted cannulation technique.

### Short Track<sup>®</sup> Wire Locking Device - Supporting a more secure, physician controlled guide wire handling.



- Rotatable Slide-on Mechanism  
Quick and easy mounting on the working channel Individual positioning of the device
- Patented Locking System  
Quick and easy fixation of the guide wire  
Strong fixation of the wire
- Pre-Perforated Seal  
Ready for immediate use
- Unique High Quality Silicone Valve  
Designed to significantly reduce air and bile leakage

# E.R.C.P. Catheter

Single Use



- Double Lumen Catheter  
Contrast injection while guide wire is in place
- Color Graduation  
Macroscopically controlled cannulation depth
- Radiopaque Tip Marker  
Maximum fluoroscopy visualization

## ShortTrack Concept

Top loading via guide wire port

“Over-the-wire” (OTW) insertion technique

“Tear-away” catheter technology


## ShortTrack – 2 Lumen E.R.C.P Catheter


Order No.	Tip design	Catheter outer diameter	Guide wire compatibility
GER-42-25-035	5 mm tapered tip	2,55 mm	.035”

## ShortTrack® Wire Locking Device

The ideal addition to our E.R.C.P. portfolio.

## ShortTrack – Wire Locking Device

Order No.	Article per set	Compatible with	Product
GWL-01-00-001	5	Olympus; Fujifilm	



- Tip Orientation  
Precise positioning
- Braided or Monofilament Cutting Wire Device Models
- Color Marking with Black Rings  
Macroscopically controlled cannulation depth
- Radiopaque Tip Markers  
Maximum fluoroscopy visualization
- Sphincterotome Sets available with Pre-loaded Guide Wires  
Facilitates guide wire-assisted cannulation

### ShortTrack Concept

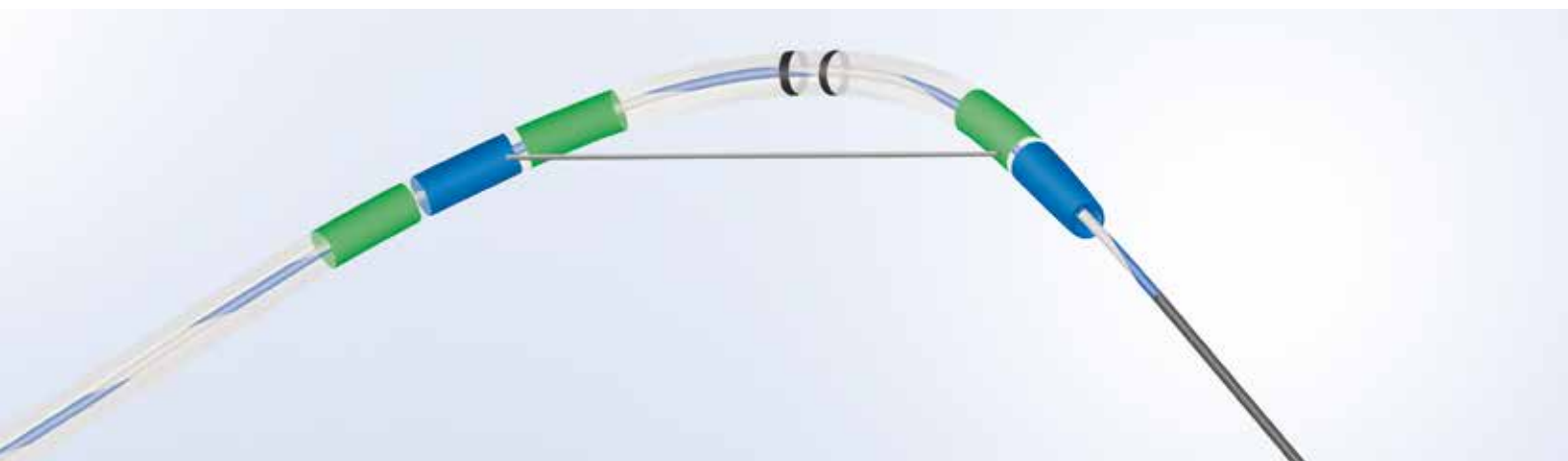
Top loading via guide wire port

“Over-the-wire” (OTW) insertion technique

“Tear-away” catheter technology

### ShortTrack RotaCut – 3 Lumen Sphincterotomes

Order No.	Tip design	Cutting wire length	Type of cutting wire	Outer sheath diameter	Max. accepted guide wire
GSP-41-25-020	5 mm tapered tip	20 mm	braided	2,55 mm	.035"
GSP-41-25-025	5 mm tapered tip	25 mm	braided	2,55 mm	.035"
GSP-41-25-030	5 mm tapered tip	30 mm	braided	2,55 mm	.035"
GSP-42-25-020	5 mm tapered tip	20 mm	monofilament	2,55 mm	.035"
GSP-42-25-025	5 mm tapered tip	25 mm	monofilament	2,55 mm	.035"
GSP-42-25-030	5 mm tapered tip	30 mm	monofilament	2,55 mm	.035"



### Pre-loaded for short-wire concept

**ShortTrack RotaCut** – 3 Lumen Sphincterotomes, pre-loaded for short-wire concept use with EasyPass guide wire Ø .035" – Teflon coated Nitinol wire with 5 cm super flexible, hydrophilic & radiopaque tip

Order No.	Tip design	Cutting wire length	Type of cutting wire	Outer sheath diameter	Guide wire length
GSP-41-25-020PS	5 mm tapered tip	20 mm	braided	2,55 mm	260 cm
GSP-41-25-025PS	5 mm tapered tip	25 mm	braided	2,55 mm	260 cm
GSP-41-25-030PS	5 mm tapered tip	30 mm	braided	2,55 mm	260 cm
GSP-42-25-020PS	5 mm tapered tip	20 mm	monofilament	2,55 mm	260 cm
GSP-42-25-025PS	5 mm tapered tip	25 mm	monofilament	2,55 mm	260 cm
GSP-42-25-030PS	5 mm tapered tip	30 mm	monofilament	2,55 mm	260 cm

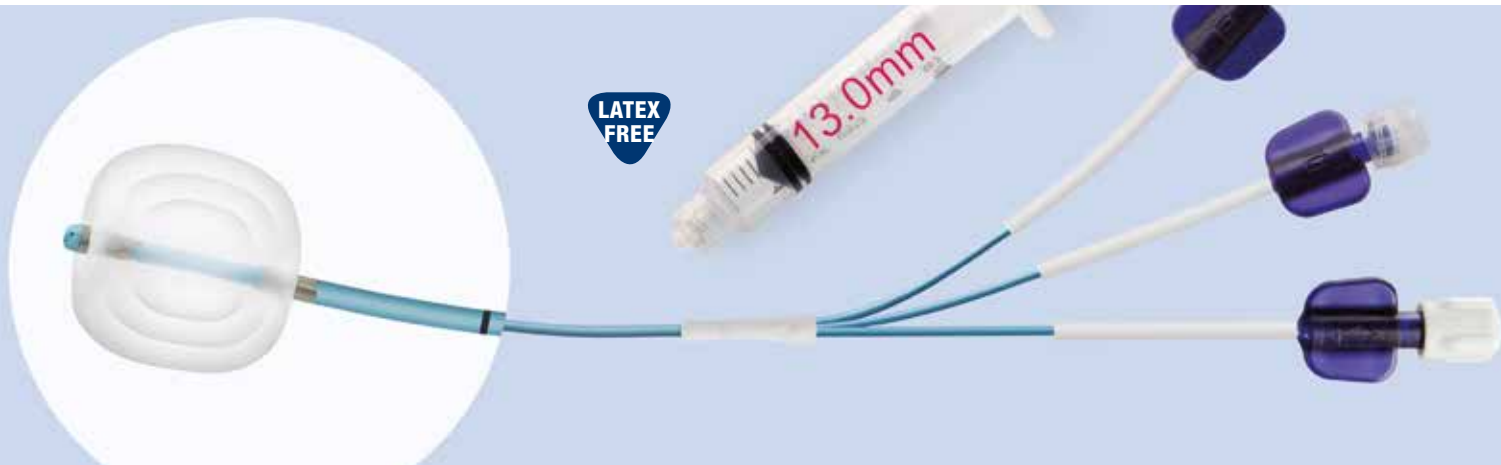
### Pre-loaded for long-wire concept

**ShortTrack RotaCut** – 3 Lumen Sphincterotomes, pre-loaded for long-wire concept use with EasyPass guide wire Ø .035" – Teflon coated Nitinol wire with 5 cm super flexible, hydrophilic & radiopaque tip

Order No.	Tip design	Cutting wire length	Type of cutting wire	Outer sheath diameter	Guide wire length
GSP-41-25-020PL	5 mm tapered tip	20 mm	braided	2,55 mm	450 cm
GSP-41-25-025PL	5 mm tapered tip	25 mm	braided	2,55 mm	450 cm
GSP-41-25-030PL	5 mm tapered tip	30 mm	braided	2,55 mm	450 cm
GSP-42-25-020PL	5 mm tapered tip	20 mm	monofilament	2,55 mm	450 cm
GSP-42-25-025PL	5 mm tapered tip	25 mm	monofilament	2,55 mm	450 cm
GSP-42-25-030PL	5 mm tapered tip	30 mm	monofilament	2,55 mm	450 cm

# Multi-Stage Extractor

Single Use



- Latex-free Balloon  
Minimizes patient risk for allergic reactions
- Flexible Diameter Adjustment from 9 - 16 mm in One Balloon  
Time-saving and cost-effective
- Includes a Set of 3 Syringes for Predefined Inflation Diameters of 9 mm, 13 mm & 16 mm  
For safe and precise balloon inflation
- Radiopaque Markers at the Distal and Proximal End of the Balloon  
Precise balloon positioning
- 1 Centimeter Markings along the Distal Section of the Catheter  
Macroscopically controlled penetration depth

## ShortTrack Concept

"Over-the-wire" (OTW) insertion technique

### ShortTrack – 3 Lumen Multi-Stage Extractor with contrast injection above the balloon

Order No.	Balloon diameter	Air inflation	Catheter diameter	Working length	Guide wire compatibility
GEB-47-25-035	9-13-16 mm	1.5 ml – 9 mm 2.5 ml – 13 mm 5.0 ml – 16 mm	7.5 Fr.	200 cm	.035 "

# Compatible Guide Wires

Single Use



EasyPass Guide Wires are featured with a super flexible 5 cm long highly radiopaque and hydrophilic tip. This EasyPass single use guide wire has outstanding performance characteristics and provides enhanced maneuverability through difficult to access anatomical structures in the biliary and pancreatic systems. The Teflon coated Nitinol guide wire may be left in place during sphincterotomy.

Bavarian Guide Wires are mainly indicated for cannulation and placement of diagnostic and therapeutic instruments in the biliary and pancreatic systems. Bavarian guide wires are autoclavable and will accept a reuse, depending of the instrument integrity after the initial use. The Bavarian Guide Wire may also be left in place during sphincterotomy. Users can choose between a "Soft Tip" and a slightly stiffer "Standard Tip" version.

## EasyPass-Guide Wire – two-color design, Teflon coated Nitinol wire with 5 cm super flexible, hydrophilic & radiopaque tip, single use

Short-wire concept 260 cm	Long-wire concept 450 cm	Description	Diameter
GGW-10-35-260	GGW-10-35-450	„Super Flexible Tip“	.035“

## Bavarian Wires – Hydrophilic, Teflon coated Nitinol wire, in two-color design and a 5 cm tapered radiopaque tip, autoclavable

Short-wire concept 260 cm	Long-wire concept 450 cm	Description	Diameter
–	GGW-03-21-450	„Soft Tip“	.021“
GGW-03-25-260	GGW-03-25-450	„Soft Tip“	.025“
GGW-03-35-260	GGW-03-35-450	„Soft Tip“	.035“
–	GGW-04-35-450	„Standard Tip“	.035“

Distributed by:

### Medi-Globe GmbH

Medi-Globe-Straße 1-5  
 D-83101 Rohrdorf OT Achenmühle  
 Phone: +49 (0) 8032 - 973-100  
 Fax: +49 (0) 8032 - 973-392  
 E-Mail: sales@medi-globe.de  
 www.medi-globe.de