

# Clean Medical Mains Operated Pulse Lavage System

## Operating Instructions

1



Remove parts from the blister, hang or place the AC adapter unit.

2



The twin tubes and wire are integrated to prevent intertwining, split as wanted.

3



Connect vacuum hose to vacuum source or evacuator machine.

4



Puncture saline bag with irrigation pipe.

5



Install nozzle by first pushing up on the blue nozzle lock to open and insert nozzle of choice.

6



Push down on the blue nozzle lock to lock nozzle.

7



Note: aim to align the small mark on the nozzle to the small opening on the lock.

8



Press trigger to choose either high or low speed and wash away.

9



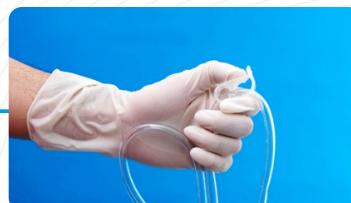
The trigger has high speed, low speed and stop positions.

10



Make sure the flowrate clamp on the tubes are open when washing.

11



The clamps can be closed to control the flow rate.

# Clean Medical Mains Operated Pulse Lavage System

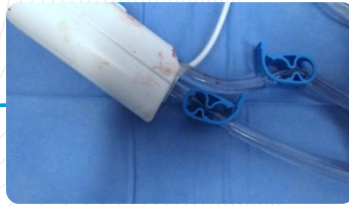
## Disposable Instructions

1



Stop the unit by leaving the trigger at stop position.

2



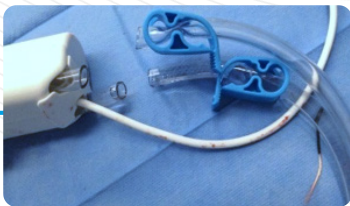
Close the clamps to prevent back flow.

3



Remove tubes from saline bag and evacuator machine. Remove wire from AC adapter unit.

4



Discard the handpiece, AC wire and tubing into clinical waste.

5



Discard the unit into the biohazard bin.

6



Do Not Cut the Power Wire While Connected to the Adapter.

Product code	Product description	Quantity	NHSSC code
W-203-B	Battery Operated Pulse Lavage System	1 per box	FQC86060
W-205-02-0B	Mains Operated Pulse Lavage System	1 per box	FQC86061
W-205-01B	Adaptor for W-205-02-0B Mains Operated Pulse Lavage System	1 per box	FIC52244
W-202-P3	Femoral Brush Nozzle	50 per box	FIC52246
W-202-P4	Spine Nozzle	50 per box	Available Direct
W-202-P11	Large Splash Shield	40 per box	Available Direct



This guide is for quick reference only. Please refer to the Instructions for Use for full operating instructions.

Scan for IFU.

**Fannin Ltd**  
 Fernhouse - Suite 3 Daniels  
 Industrial Estate Bath Road,  
 Gloucestershire GL5 3TJ,  
 United Kingdom  
**T:** +44 (0) 1453 874 130  
**E:** serviceuk@fannin.eu  
 fannin.eu

Scan to view our  
online catalogue:

